

MM Administrator

The MM Administrator is the last of the 4 tabs on top. This area is only available to users with Admin authority.

Status

The first page of MM Administrator is the Status page.

User	Room	Logged In Since	IP Address	Status
guest		8:57pm	71.210.205.172	active

Disk Status

Digital Video Storage: Single IDE disk, 35.9 GB free of 38.0 GB total, status: OK

System: Single IDE disk, 35.9 GB free of 38.0 GB total, status: OK

Display Statistics

0 of 45 displays connected

Display Status: ACI

Display Status: BenQ

Display Status: Crestron

Display Status: Smart UF

License Status

Sessions: 1 of 15

Displays: 0 of 45

Users: 89 of 90

ACMs: 2 of 0

Uptime

3 hours and 25 minutes

Logged in for 1 hour and 7 minutes as guest, room guest [Return to FTR home page](#)

On this page you can see what users are logged in and log them out, hard drive storage space, Display statistics and status', License status, and the how long the server has been running (uptime).

As an Admin, you can control any display shown on this page by hovering over the display icon and allowing the control menu to pop up.

Display Status: ACI

Control TV in room 3253 (ID 41, address ityQ03e9)

On Off

Bounce

Mute

TV

Computer

A/V 1

1 2 3

4 5 6

7 8 9

0 Enter

Display Status: Crestron

Display Status: Epson ESC/VP21

Titles

The second page of Administrator is the Titles page.

The screenshot shows the MediaMaster Web Administrator interface. At the top, there are navigation tabs: MediaController, MediaScheduler, MM Playlist, and MM Administrator. Below the tabs is a search bar with the text "Search title field for , with media type any , sorted by title". The main content area displays a list of titles, with "Biology of Water 1" selected and expanded. The expanded view shows the following details:

- Title: Biology of Water 1 (ID 1123)
- Type: VHS
- Subject: Earth Science
- Call #: 551
- Author: ITV
- Copies: 1
- Description: Water: A miraculous Substance; it's properties and the Development of life
- Run Time: 55
- Available?

Below the expanded view, there is a list of other titles, including "Biology of Water 2", "Biology of Water 3", "Biology of Water 4", "Biology of Ciliates", "Biology of Cnidarians", "Biology of Flagellates and Amo.", "Biology of Nematodes, rotifers", "Biology of Plants", "Biomes 1-Forests and Seeds", "Biomes 2-Land of the Inuit", "Biomes 3-Adapting to Deserts", "Biomes 4-Coastlines and Seas", and "Biomes 5-Tropical Rainforests".

On this page you can view uploaded titles and edit title information such as Title, Subject, Author, etc. by clicking on the specific title you wish to edit information for. In the image above, ***Biology of Water 1*** has been clicked on and expanded, and below is a magnified view.

This is a magnified view of the title information form for "Biology of Water 1". The form fields are as follows:

- Title: Biology of Water 1 (ID 1123)
- Type: VHS
- Subject: Earth Science
- Call #: 551
- Author: ITV
- Copies: 1
- Description: Water: A miraculous Substance; it's properties and the Development of life
- Run Time: 55
- Available?

A "Close" button is located to the right of the form.

Events

The next page is the Events page.

MediaController MediaScheduler MM Playlist MM Administrator


Status | Titles | Events | Users | Rooms | Channels | Sources | Zones | Utility

Add New Event From: 10/26/2008 To: 11/02/2012 Print

ID	Title	User	Room	Stop	Source
1	Strega Nona-- and more Caldecott Award-winning folk tales [398.2] ID 1	llefflore	A100	2:00pm	DVD/VCR (88)
2	Because of Winn-Dixie [[Fic]] ID 120	admin	A100	2:00pm	DVD/VCR (88)
3	Amelia Earhart [629.13/092 B] ID 26	admin	A100	2:00pm	DVD 85 (85)
4	A talk with Avi [813/.54 B] ID 59	Kramb	A100	11:00am	DVD 82 (82)
5	A spookie ookie Halloween [[E]] ID 118	Kramb	A100	11:00am	DVD 84 (84)
6	A spookie ookie Halloween [[E]] ID 118	admin	A100	12:00pm	DVD 82 (82)
7	Because of Winn-Dixie [[Fic]] ID 120	McMackin	A100	3:00pm	DVD/VCR (88)
8	Abraham Lincoln [973.7/092 B] ID 25	McMackin	A100	1:30pm	DVD 83 (83)
9	The magic school bus bugs, bugs, bugs! [595.7] ID 7	admin	A100	2:45pm	DVD 85 (85)
10	A spookie ookie Halloween [[E]] ID 118	admin	A100	10:00am	DVD 82 (82)
11	A spookie ookie Halloween [[E]] ID 118	admin	A100	10:00am	DVD 86 (86)
13	A talk with Avi [813/.54 B] ID 59	admin	A100	10:00am	DVD 84 (84)
18	Seuss celebration [[E]] ID 53	MacTaggart	A100	11:00am	DVD 85 (85)
14	The Tomie DePaola library [398.2 [E]] ID 40	Wortha	A100	9:30am	DVD 83 (83)
15	Because of Winn-Dixie [[Fic]] ID 120	McMackin	A100	2:30pm	DVD 86 (86)
16	Wind [551.51/8] ID 35	admin	A100	2:30pm	DVD/VCR (88)
19	Seuss celebration [[E]] ID 53	MacTaggart	A100	11:00am	DVD 83 (83)
21	Food chains [577/.16] ID 106	Colby	A100	2:00pm	DVD 81 (81)
20	All about garbage and recycling [363.72/8] ID 103	Welker	A100	1:45pm	DVD 85 (85)
22	Charlotte's web [[Fic] 813/.52] ID 66	Welker	A100	10:36am	DVD 84 (84)
17	Because of Winn-Dixie [[Fic]] ID 120	Humphrey	A100	11:15am	DVD/VCR (87)
12	All about garbage and recycling [363.72/8] ID 103	Blair	A100	1:00pm	DVD 83 (83)
38	A spookie ookie Halloween [[E]] ID 118	Kramb	A100	11:35am	DVD/VCR (87)
36	Wind [551.51/8] ID 35	Helms	A100	1:45pm	DVD 83 (83)
37	A spookie ookie Halloween [[E]] ID 118	Pamplin	A100	2:00pm	DVD 85 (85)
35	Water cycle [551.48] ID 18	Helms	A100	1:45pm	DVD 82 (82)
23	Climates [551.6] ID 10	Helms	A100	2:10am	DVD 81 (81)
39	The magic school bus creepy, crawly fun [500] ID 3	Welker	A100	11:30am	DVD 85 (85)
40	The very hungry caterpillar and other stories [[E]] ID 37	Welker	A100	1:32pm	DVD 86 (86)
29	Climates [551.6] ID 10	Helms	A100	2:10pm	DVD 81 (81)
24	Freshwater ecosystems [577.6] ID 5	Helms	A100	2:10am	DVD/VCR (88)


Logged in for 6 minutes as admin, room guest Log Out

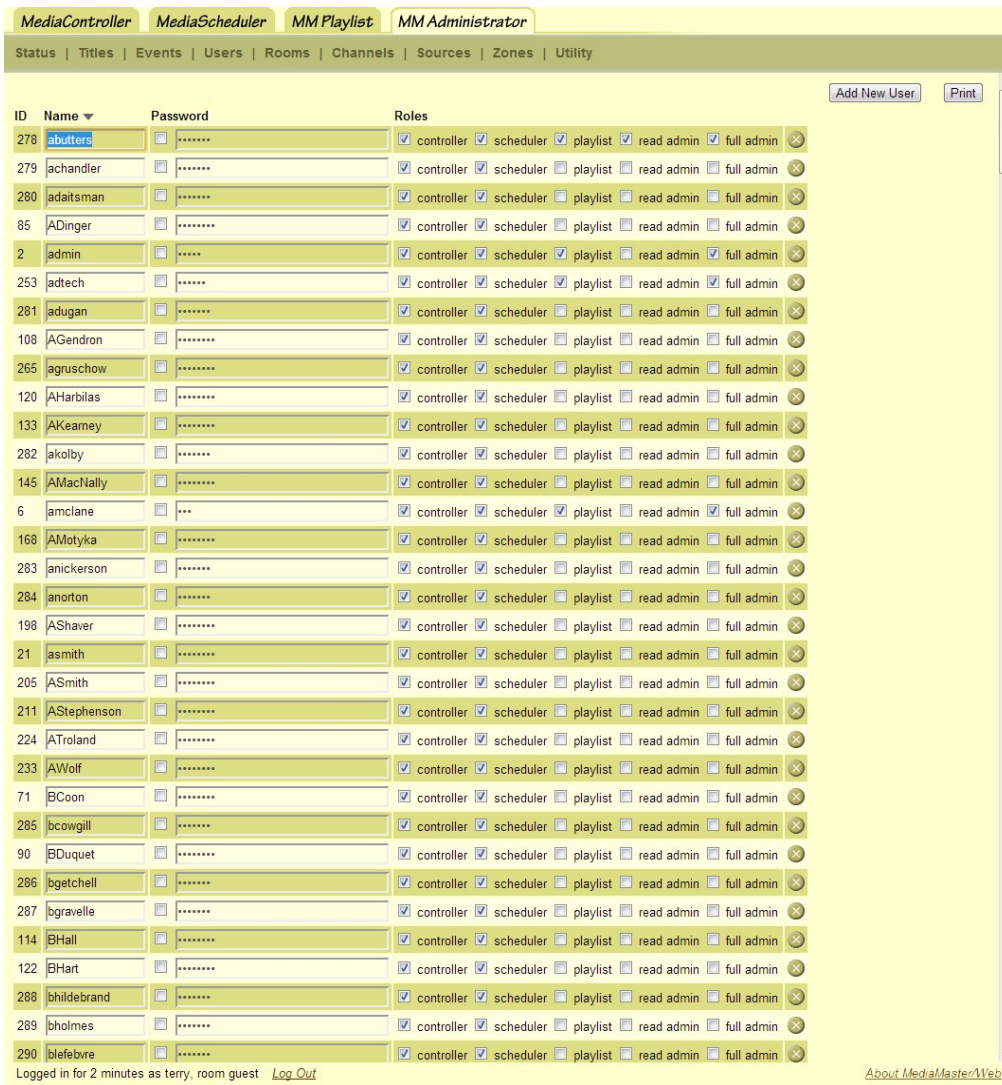
About MediaMaster/Web

On this page, all events that have been created in Media Scheduler can be edited. The admin can choose to change any of the available options, or delete the event by using the  icon.

Users

The following page is Users.


































On this page an Administrator can add users with their passwords, and select which Roles they are allowed. For example, ID278 “*abutters*” has all selected so they can view and fully use the entire system. However, notice that ID279 “*achandler*” only has controller and scheduler checked. This means they can only use those two, and those two are the only tabs displayed out of the 4 top tabs. Finally, the  icon allows Admins to delete that user from the database.



MediaController MediaScheduler MM Playlist MM Administrator

Status | Titles | Events | Users | Rooms | Channels | Sources | Zones | Utility

Add New User Print

ID	Name	Password	Roles
278	abutters	*****	<input checked="" type="checkbox"/> controller <input checked="" type="checkbox"/> scheduler <input checked="" type="checkbox"/> playlist <input checked="" type="checkbox"/> read admin <input checked="" type="checkbox"/> full admin 
279	achandler	*****	<input checked="" type="checkbox"/> controller <input checked="" type="checkbox"/> scheduler <input type="checkbox"/> playlist <input type="checkbox"/> read admin <input type="checkbox"/> full admin 
280	adaitsman	*****	<input checked="" type="checkbox"/> controller <input checked="" type="checkbox"/> scheduler <input type="checkbox"/> playlist <input type="checkbox"/> read admin <input type="checkbox"/> full admin 
85	ADinger	*****	<input checked="" type="checkbox"/> controller <input checked="" type="checkbox"/> scheduler <input type="checkbox"/> playlist <input type="checkbox"/> read admin <input type="checkbox"/> full admin 
2	admin	*****	<input checked="" type="checkbox"/> controller <input checked="" type="checkbox"/> scheduler <input checked="" type="checkbox"/> playlist <input type="checkbox"/> read admin <input checked="" type="checkbox"/> full admin 
253	adtech	*****	<input checked="" type="checkbox"/> controller <input checked="" type="checkbox"/> scheduler <input checked="" type="checkbox"/> playlist <input type="checkbox"/> read admin <input checked="" type="checkbox"/> full admin 
281	adugan	*****	<input checked="" type="checkbox"/> controller <input checked="" type="checkbox"/> scheduler <input type="checkbox"/> playlist <input type="checkbox"/> read admin <input type="checkbox"/> full admin 
108	AGendron	*****	<input checked="" type="checkbox"/> controller <input checked="" type="checkbox"/> scheduler <input type="checkbox"/> playlist <input type="checkbox"/> read admin <input type="checkbox"/> full admin 
265	agruschow	*****	<input checked="" type="checkbox"/> controller <input checked="" type="checkbox"/> scheduler <input type="checkbox"/> playlist <input type="checkbox"/> read admin <input type="checkbox"/> full admin 
120	AHarbilas	*****	<input checked="" type="checkbox"/> controller <input checked="" type="checkbox"/> scheduler <input type="checkbox"/> playlist <input type="checkbox"/> read admin <input type="checkbox"/> full admin 
133	AKearney	*****	<input checked="" type="checkbox"/> controller <input checked="" type="checkbox"/> scheduler <input type="checkbox"/> playlist <input type="checkbox"/> read admin <input type="checkbox"/> full admin 
282	akolby	*****	<input checked="" type="checkbox"/> controller <input checked="" type="checkbox"/> scheduler <input type="checkbox"/> playlist <input type="checkbox"/> read admin <input type="checkbox"/> full admin 
145	AMacNally	*****	<input checked="" type="checkbox"/> controller <input checked="" type="checkbox"/> scheduler <input type="checkbox"/> playlist <input type="checkbox"/> read admin <input type="checkbox"/> full admin 
6	amclane	***	<input checked="" type="checkbox"/> controller <input checked="" type="checkbox"/> scheduler <input checked="" type="checkbox"/> playlist <input type="checkbox"/> read admin <input checked="" type="checkbox"/> full admin 
168	AMotyka	*****	<input checked="" type="checkbox"/> controller <input checked="" type="checkbox"/> scheduler <input type="checkbox"/> playlist <input type="checkbox"/> read admin <input checked="" type="checkbox"/> full admin 
283	anickerson	*****	<input checked="" type="checkbox"/> controller <input checked="" type="checkbox"/> scheduler <input type="checkbox"/> playlist <input type="checkbox"/> read admin <input type="checkbox"/> full admin 
284	anorton	*****	<input checked="" type="checkbox"/> controller <input checked="" type="checkbox"/> scheduler <input type="checkbox"/> playlist <input type="checkbox"/> read admin <input type="checkbox"/> full admin 
198	AShaver	*****	<input checked="" type="checkbox"/> controller <input checked="" type="checkbox"/> scheduler <input type="checkbox"/> playlist <input type="checkbox"/> read admin <input type="checkbox"/> full admin 
21	asmith	*****	<input checked="" type="checkbox"/> controller <input checked="" type="checkbox"/> scheduler <input type="checkbox"/> playlist <input type="checkbox"/> read admin <input type="checkbox"/> full admin 
205	ASmith	*****	<input checked="" type="checkbox"/> controller <input checked="" type="checkbox"/> scheduler <input type="checkbox"/> playlist <input type="checkbox"/> read admin <input type="checkbox"/> full admin 
211	AStephenson	*****	<input checked="" type="checkbox"/> controller <input checked="" type="checkbox"/> scheduler <input type="checkbox"/> playlist <input type="checkbox"/> read admin <input type="checkbox"/> full admin 
224	ATroland	*****	<input checked="" type="checkbox"/> controller <input checked="" type="checkbox"/> scheduler <input type="checkbox"/> playlist <input type="checkbox"/> read admin <input type="checkbox"/> full admin 
233	AWolf	*****	<input checked="" type="checkbox"/> controller <input checked="" type="checkbox"/> scheduler <input type="checkbox"/> playlist <input type="checkbox"/> read admin <input type="checkbox"/> full admin 
71	BCoon	*****	<input checked="" type="checkbox"/> controller <input checked="" type="checkbox"/> scheduler <input type="checkbox"/> playlist <input type="checkbox"/> read admin <input type="checkbox"/> full admin 
285	bcowgill	*****	<input checked="" type="checkbox"/> controller <input checked="" type="checkbox"/> scheduler <input type="checkbox"/> playlist <input type="checkbox"/> read admin <input type="checkbox"/> full admin 
90	BDuquet	*****	<input checked="" type="checkbox"/> controller <input checked="" type="checkbox"/> scheduler <input type="checkbox"/> playlist <input type="checkbox"/> read admin <input type="checkbox"/> full admin 
286	bgetchell	*****	<input checked="" type="checkbox"/> controller <input checked="" type="checkbox"/> scheduler <input type="checkbox"/> playlist <input type="checkbox"/> read admin <input type="checkbox"/> full admin 
287	bgravelle	*****	<input checked="" type="checkbox"/> controller <input checked="" type="checkbox"/> scheduler <input type="checkbox"/> playlist <input type="checkbox"/> read admin <input type="checkbox"/> full admin 
114	BHall	*****	<input checked="" type="checkbox"/> controller <input checked="" type="checkbox"/> scheduler <input type="checkbox"/> playlist <input type="checkbox"/> read admin <input type="checkbox"/> full admin 
122	BHart	*****	<input checked="" type="checkbox"/> controller <input checked="" type="checkbox"/> scheduler <input type="checkbox"/> playlist <input type="checkbox"/> read admin <input type="checkbox"/> full admin 
288	bhildebrand	*****	<input checked="" type="checkbox"/> controller <input checked="" type="checkbox"/> scheduler <input type="checkbox"/> playlist <input type="checkbox"/> read admin <input type="checkbox"/> full admin 
289	bholmes	*****	<input checked="" type="checkbox"/> controller <input checked="" type="checkbox"/> scheduler <input type="checkbox"/> playlist <input type="checkbox"/> read admin <input type="checkbox"/> full admin 
290	blefebire	*****	<input checked="" type="checkbox"/> controller <input checked="" type="checkbox"/> scheduler <input type="checkbox"/> playlist <input type="checkbox"/> read admin <input type="checkbox"/> full admin 

Logged in for 2 minutes as terry. room guest [Log Out](#) [About MediaMaster/AVWeb](#)

Rooms

The fifth page is Rooms. Here all the rooms are displayed with their corresponding TV type and address along with their Tuner type, address, and input.

MediaController MediaScheduler MM Playlist MM Administrator

Status | Titles | Events | Users | Rooms | Channels | Sources | Zones | Utility

Add New Room Print

ID	Name	Unit #	TV Type	TV Address	Tuner Type	Tuner Address	Tuner Input
212	guest	0	no TV		built-in/none		default
215	guestgreg	0	no TV		built-in/none		default
225	N100A	0	LG LD/LF/LH/LU	10.200.19.113	MM-127x	10.200.19.113	HDMI 3
226	N100B	0	ACI	10.200.19.118	MM-127x	10.200.19.118	DVI/HDMI 2
227	N100D	0	BenQ	10.200.19.124	MM-127x	10.200.19.124	DVI/HDMI 2
228	N100J	0	Crestron	10.200.19.129	MM-127x	10.200.19.129	DVI/HDMI 2
229	N100K	0	Dukane CCM	10.200.19.112	MM-127x	10.200.19.112	DVI/HDMI 2
306	N101A	0	Epson ESC/VP.net	10.200.19.42	MM-127x	10.200.19.42	DVI/HDMI 1
307	N101B	0	Epson ESC/VP21	10.200.19.41	MM-127x	10.200.19.41	DVI/HDMI 1
338	N101C	0	LG LC/PC	10.200.19.125	MM-127x	10.200.19.125	DVI/HDMI 2
340	N105C	0	Mitsubishi	10.200.19.123	MM-127x	10.200.19.123	DVI/HDMI 2
220	N107	0	PolyVision	10.200.19.37	MM-127x	10.200.19.37	DVI/HDMI 1
309	N108J	0	Sampo V1	10.200.19.26	MM-127x	10.200.19.26	DVI/HDMI 1
230	N109	0	Sampo V8	10.200.19.14	MM-127x	10.200.19.14	DVI/HDMI 1
217	N112	0	Sampo X8	10.200.19.130	MM-127x	10.200.19.130	DVI/HDMI 2
352	N114	0	Sanyo/Promethean	10.200.19.189	MM-127x	10.200.19.189	DVI/HDMI 1
231	N117	0	Smart UF	10.200.19.19	MM-127x	10.200.19.19	DVI/HDMI 1
232	N119	0	WDE_SK	10.200.19.28	MM-127x	10.200.19.28	DVI/HDMI 1
233	N121	0	no TV	10.200.19.27	MM-127x	10.200.19.27	DVI/HDMI 1
236	N123	0	BenQ	10.200.19.15	MM-127x	10.200.19.15	DVI/HDMI 1
223	N125	0	LG LD/LF/LH/LU	10.200.19.131	MM-127x	10.200.19.131	DVI/HDMI 2
310	N128A	0	BenQ	10.200.19.44	MM-127x	10.200.19.44	DVI/HDMI 1
311	N130A	0	BenQ	10.200.19.43	MM-127x	10.200.19.43	DVI/HDMI 1
255	N133	0	BenQ	10.200.19.39	MM-127x	10.200.19.39	DVI/HDMI 1
256	N134	0	BenQ	10.200.19.38	MM-127x	10.200.19.38	DVI/HDMI 1
341	N135	0	BenQ	10.200.19.72	MM-127x	10.200.19.72	DVI/HDMI 1
234	N136A	0	LG LD/LF/LH/LU	10.200.19.115	MM-127x	10.200.19.115	DVI/HDMI 2
260	N136B	0	LG LD/LF/LH/LU	10.200.19.114	MM-127x	10.200.19.114	DVI/HDMI 2
235	N137B	0	LG LD/LF/LH/LU	10.200.19.116	MM-127x	10.200.19.116	DVI/HDMI 2
312	N138A	0	BenQ	10.200.19.73	MM-127x	10.200.19.73	DVI/HDMI 1
237	N139K	0	LG LD/LF/LH/LU	10.200.19.126	MM-127x	10.200.19.126	DVI/HDMI 2
314	N142A	0	BenQ	10.200.19.40	MM-127x	10.200.19.40	DVI/HDMI 1
218	N144	0	LG LD/LF/LH/LU	10.200.19.100	MM-127x	10.200.19.100	DVI/HDMI 2

Logged in for 4 minutes as terry, room guest Log Out

About MediaMaster/Web

All the displayed information can be edited, and must be correct for proper usage. Notice the TV type drop down, if that is not set to the corresponding display in that room it will not function properly. Also note the Tuner type; it is also a drop down that must be correctly set.

Channels

The following page is the Channels page.

ID	Icon	Channel	Name	Enabled?
139		ID265	A&EHD	<input checked="" type="checkbox"/>
140		ID311	ABCFam	<input checked="" type="checkbox"/>
98		IC705	ABCHD_C	<input type="checkbox"/>
141		ID282	AnimalHD	<input checked="" type="checkbox"/>
181		ID306	AXSTV	<input checked="" type="checkbox"/>
142		ID264	BBCHD	<input checked="" type="checkbox"/>
144		ID329	BETHD	<input checked="" type="checkbox"/>
143		ID266	BioHD	<input checked="" type="checkbox"/>
146		ID353	Bloomberg	<input checked="" type="checkbox"/>
707		ID298	Boomeran	<input checked="" type="checkbox"/>
147		ID237	BravoHD	<input checked="" type="checkbox"/>
148		ID374	BYU TV	<input type="checkbox"/>
154		ID350	C-SPAN	<input checked="" type="checkbox"/>
155		ID351	C-SPAN2	<input checked="" type="checkbox"/>
361		ID296	Cartoon	<input checked="" type="checkbox"/>
702		IC704	CBSHD_C	<input type="checkbox"/>
151		ID355	CNBCHD	<input checked="" type="checkbox"/>
153		ID419	CNN Espa	<input checked="" type="checkbox"/>
152		ID202	CNNHD	<input checked="" type="checkbox"/>
475		239.255.15.9	Comcast1	<input type="checkbox"/>
476		239.255.15.10	Comcast2	<input type="checkbox"/>
477		239.255.15.11	Comcast3	<input type="checkbox"/>
474		239.255.15.12	Comcast4	<input type="checkbox"/>
150		ID376	CTN	<input type="checkbox"/>
703		IC708	CWHD_C	<input checked="" type="checkbox"/>
376		239.255.15.1	DirecTV1	<input checked="" type="checkbox"/>
377		239.255.15.2	DirecTV2	<input checked="" type="checkbox"/>
378		239.255.15.3	DirecTV3	<input checked="" type="checkbox"/>
379		239.255.15.4	DirecTV4	<input checked="" type="checkbox"/>
380		239.255.15.5	DirecTV5	<input checked="" type="checkbox"/>
381		239.255.15.6	DirecTV6	<input checked="" type="checkbox"/>
382		239.255.15.7	DirecTV7	<input checked="" type="checkbox"/>
383		239.255.15.8	DirecTV8	<input checked="" type="checkbox"/>

On this page, Admin can add, remove, and edit the channels available.

To add a channel, simply click on *Add New Channel*. This creates a new, blank record that can then be changed to suit your channel needs.

The channel icon can be changed by clicking on the icon space. Doing this takes you to a list of display of all Icons loaded onto the server. Simply click the one you want, and press ok.

Admin can also manually input or change the channels address and name.

Also, by checking the Enabled box, this either displays the channel in Media Controller or hides it.

Finally, Admin can delete the channel by clicking on the icon.

Sources

Page seven of Media Administrator deals with managing and adding available Sources.

ID	Chan.	Full Name	Short Name	Type
81	81	Sony DVD DVP-NS57P	DVD 81	DVD
82	82	Sony DVD DVP-NS57P	DVD 82	DVD
83	83	Sony DVD DVP-NS57P	DVD 83	DVD
84	84	Sony DVD DVP-NS57P	DVD 84	DVD
85	85	Sony DVD DVP-NS57P	DVD 85	DVD
86	86	Sony DVD DVP-NS57P	DVD 86	DVD
87	87	JVC HR-XVC12	DVD/VCR	DVD/VCR Combo
88	88	JVC HR-XVC12	DVD/VCR	DVD/VCR Combo

To add a source to the list, click on *Add New Source*.

This will create a blank record. To edit this one, or any already created source, simply click on its full name.

By doing so, this pop up screen appears.

Here all the fine details can be changed, such as Channel Number and full and short names for the channel.

To change source type, simply click on the drop down and select what fits.

The same method applies for changing control type.

On this menu port and unit # can be changed as well when ACM is selected.

By checking the *Enabled?* Box, this source is now displayed in Media Controller.

If the source is a DVD, VCR, or combo of the two, the Appearance can be changed to display your desired controls by checking what you want displayed when that source is selected in Media Controller.

Channel: 88 ID 88

Full Name: JVC HR-XVC12

Short Name: DVD/VCR

Source Type: DVD/VCR Combo

Control Type: ACM

Port #: 8 Unit #: 43

Enabled?

Appearance:

Power Play Stop FFwd

Rew Pause Chapter <-> Slow <->

Zoom DVD Display Step >

Frame <-> VCR Audio Title

Menu DVD Nav Subtitle

Change Delete Close

Zones

The next page handles controlling single or multiple displays and sources at one time, these displays are set up in groups known as Zones.

The screenshot shows the MediaMasterWeb interface with a navigation bar at the top containing 'MediaController', 'MediaScheduler', 'MM Playlist', and 'MM Administrator'. Below the navigation bar are buttons for 'Command All Rooms', 'Page All Rooms', 'Add New Zone', 'Turn Off TV in All Rooms', and 'Stop Page'. A status bar indicates 'Page channel/source: Mute (239.255.0.1)' and 'Force volume to: 25 %'. The main area is a large table with columns for display ID, status, source, and various zone checkboxes. The zones include 250, alert, Firmware, NMainLobby, North Floor 1, North Floor 2, North Floor 3, North High ALL ROOMS, North High TVs, North High TVs Daily Announcements, North High TVs TRAINING(151), Problem room, South High ALL ROOMS, South High School Store, South High TVs, and South High TVs exclude store. The table lists displays from N100A to N136A, with checkboxes indicating their assignment to these zones.

To create a new zone click on *Add New Zone*. This brings up a pop up to name the zone.

Name your zone as best describes it, such as Building 100, Floor 1. Then click *Add* to save it.

The 'Add New Zone' dialog box has a title bar 'Add New Zone' and a text input field labeled 'Name:'. Below the input field are two buttons: 'Add' and 'Close'.

Next, add displays to your new zone by checking their boxes under the corresponding zone.

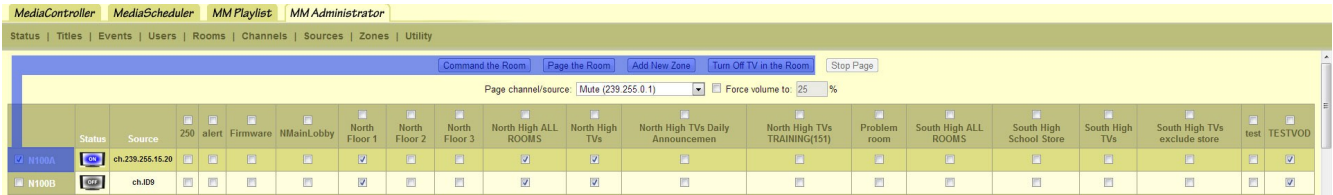
	Status	Source	250	alert	Firmware	NMainLobby	North Floor 1	North Floor 2	North Floor 3	North High ALL ROOMS	North High TVs
<input checked="" type="checkbox"/> N100A		ch.239.255.15.20	<input type="checkbox"/>	<input type="checkbox"/>	<input type="checkbox"/>	<input type="checkbox"/>	<input checked="" type="checkbox"/>	<input type="checkbox"/>	<input type="checkbox"/>	<input checked="" type="checkbox"/>	<input checked="" type="checkbox"/>
<input type="checkbox"/> N100B		ch.ID9	<input type="checkbox"/>	<input type="checkbox"/>	<input type="checkbox"/>	<input type="checkbox"/>	<input checked="" type="checkbox"/>	<input type="checkbox"/>	<input type="checkbox"/>	<input checked="" type="checkbox"/>	<input checked="" type="checkbox"/>

Notice that both displays shown, N100A and N100B, both have check marks in Zone North, Floor. By being checked those displays are now in that zone. Also notice they are both in Zones North High ALL Rooms and North High TV's. A display can be in multiple zones.

Zones Continued

Let's look at how to control a Zone.

When just one room is checked, notice the top menu is set to “x the Room”.

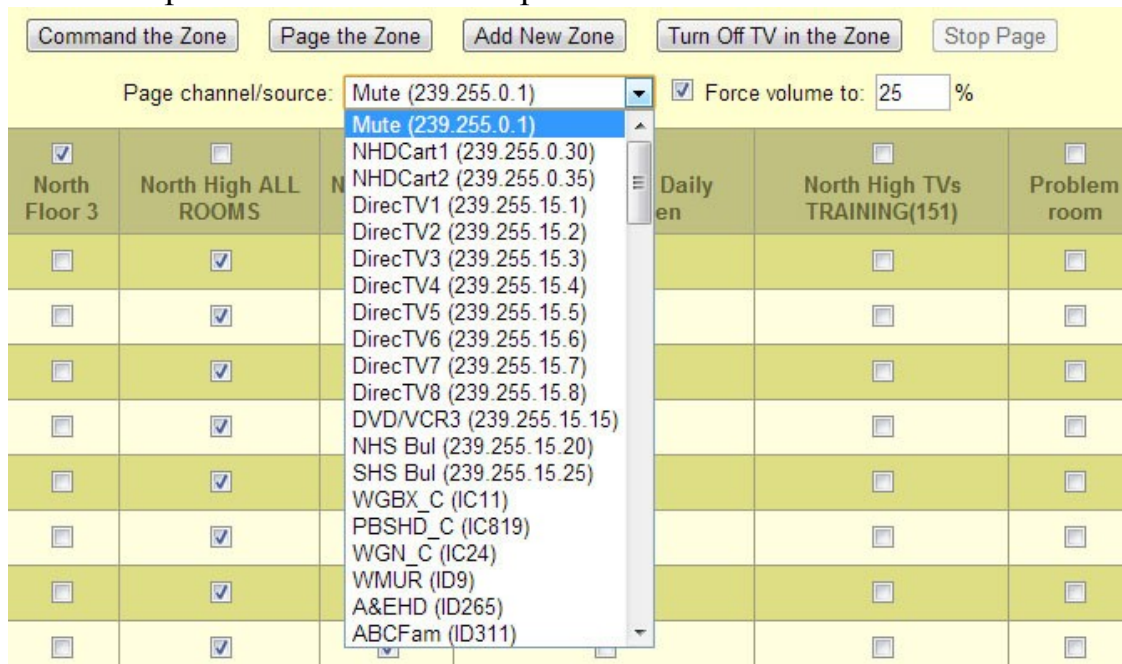


When a zone is checked, the top controls change to “x the Zone”. Multiple zones may be selected and controlled.



Now look at our available controls. We have “Command the Zone” and “Page the Zone”. These both tune all displays in the zone(s) to the selected source when selected. The difference is: *Page* changes the zone to the selected source, locking the display there until the page is stopped using the *Stop Page* button. *Command* changes it to the desired sources then releases the zones, returning full control back to the individual users of each display.

The final Zone option to cover is the drop down source selection.



This is the list of all available sources that the Displays can be tuned to when using *Page* or *Command*.

Utility

The final page of Media Administrator is the Utility page.

On this page the Admin can control and customize the operation of the system itself.

To create a backup just click *Make Backup* and select a save destination folder. This saves every aspect of the system at that time.


Using a saved backup, *Restore Database* can be used in case of emergency failure.

Clean Database is used to delete records that are completely blank of any data from the section selected.

These are basic system preferences used to customize the system to your needs. Using these can make your system fit your application perfectly.

Be sure and save any changes made to this set-up by clicking the *Save Changes* near the bottom of this section.

Set your schools period times here. Using this drastically improves Media Scheduler's ease by allowing an action to be scheduled during a certain period instead of manually inputting time begin and end.

To create another period simply click *Add New Period* to create a blank period record. Click the  button to delete a period.

Remote support allows MediaMaster employees to VPN into a system to help troubleshoot issues, even if no one is at the site.