

MediaMaster™ Video On Demand



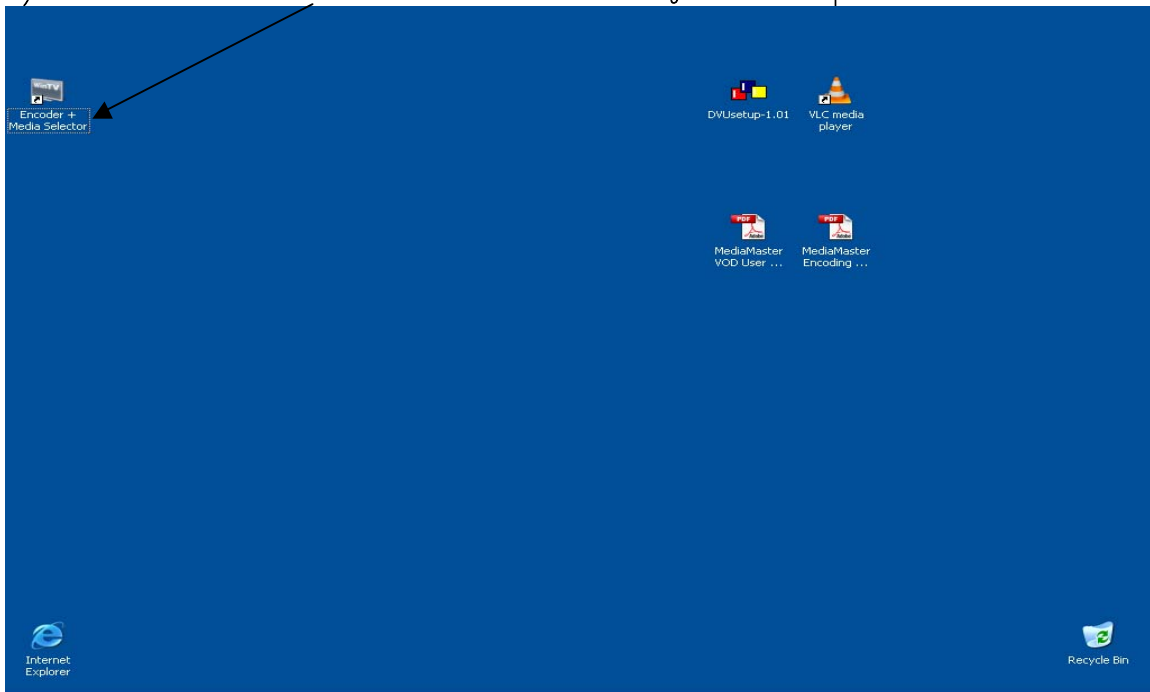
Encoding Station User Guide – 2010

ETR... EDUCATIONAL TECHNOLOGY RESOURCES, INC.

1742 Church Street • Holbrook, New York 11741
tel 631.589.4300 • fax 631.589.4311 • www.etr-usa.com

Configuring Input Sources

1) Select the Encoder + Media Selector from your desktop.

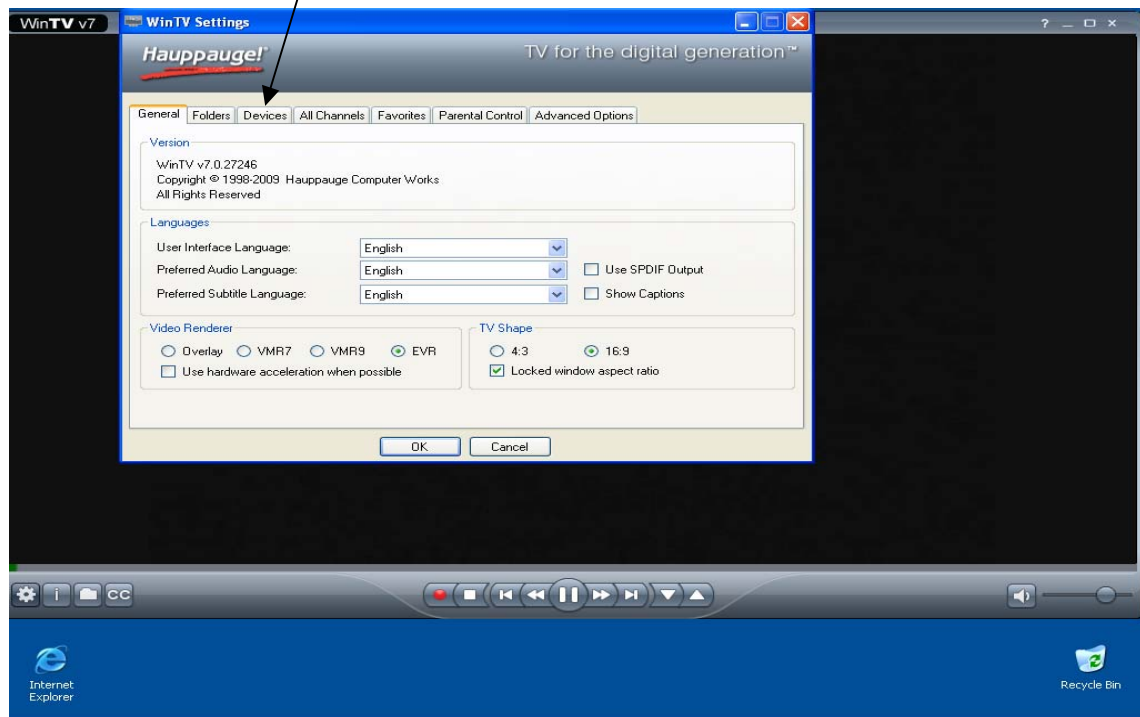


2) Once the Media Selector opens, Select the Settings Icon located on the bottom of the screen.

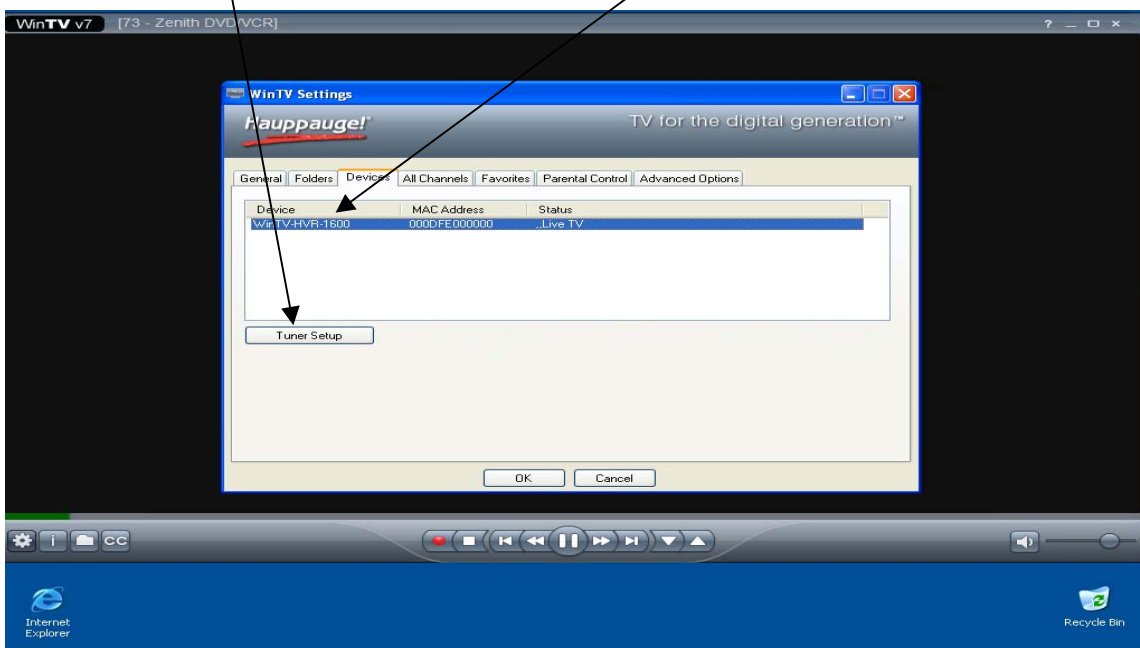


Configuring Input Sources

3) Select the Devices tab.

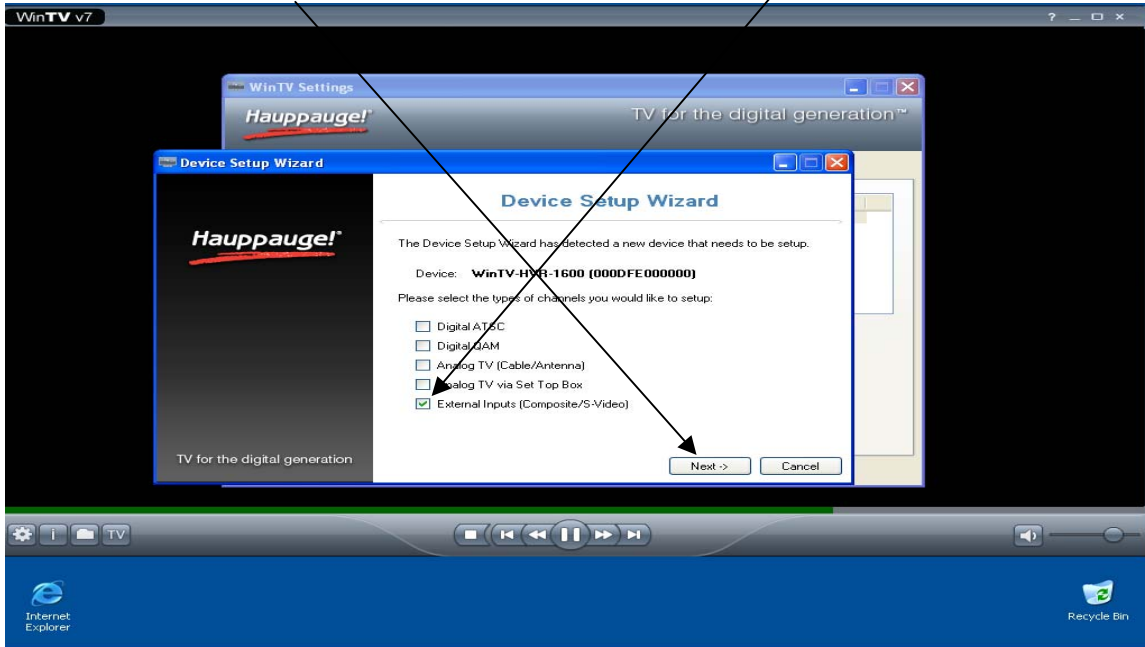


4) Once the Device tab opens, highlight the WinTV-HVR-1600 and select Tuner Set-Up

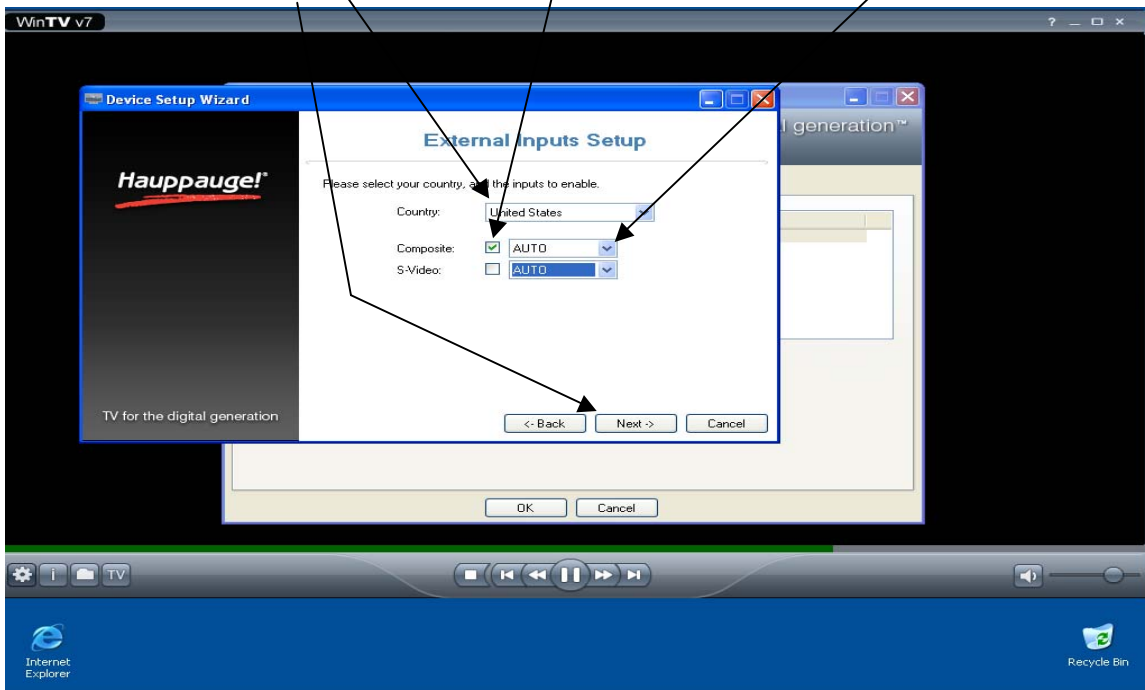


Configuring Input Sources

- 5) Once the Device Wizard opens, select the External Inputs Box
Then select Next to continue.

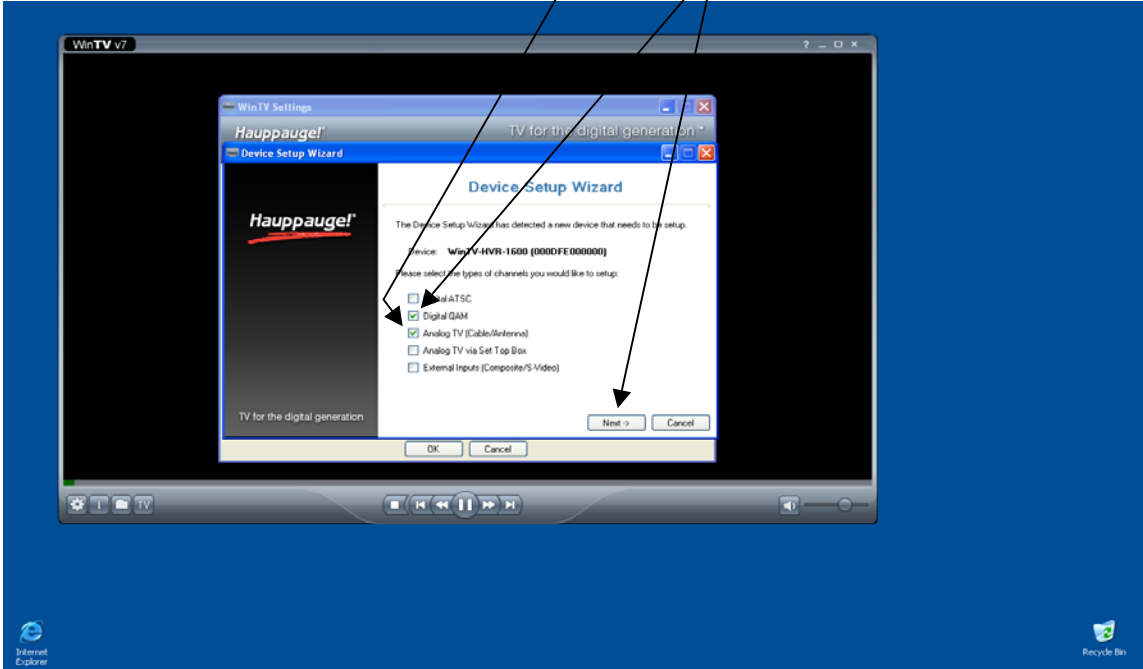


- 6) Select your Country and the Composite Video Source and Auto.
Then Select Next to continue.

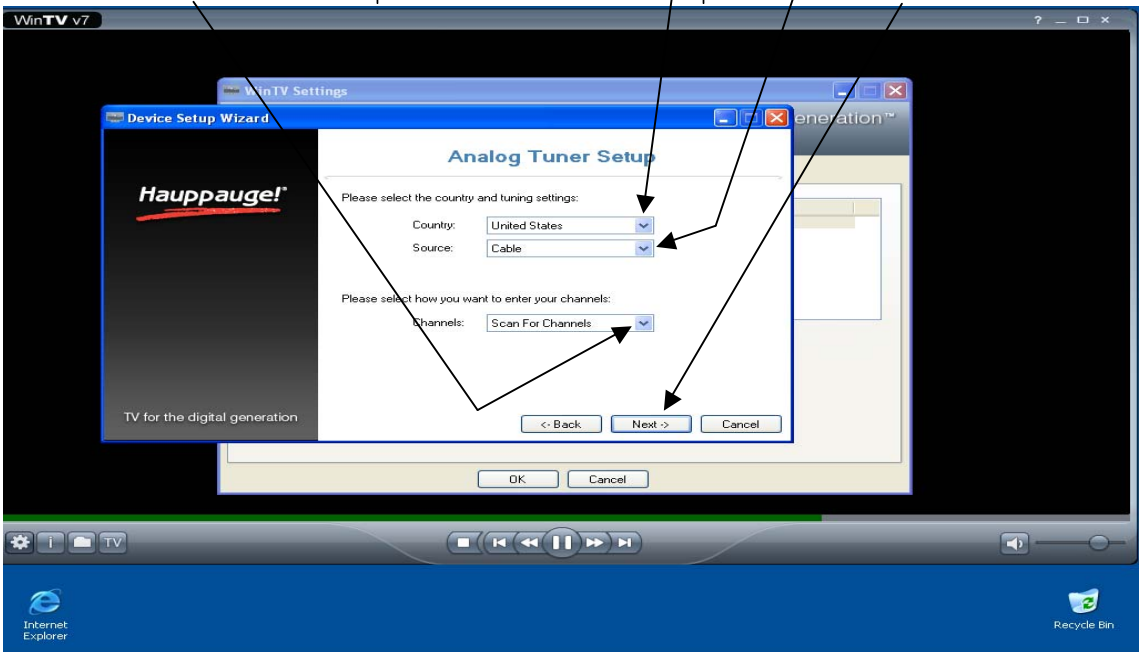


Configuring Input Sources

- 7) Check boxes to set up your Local Analog and Digital QAM TV Channel Listing on the Set up Wizard. Then Select Next to continue.

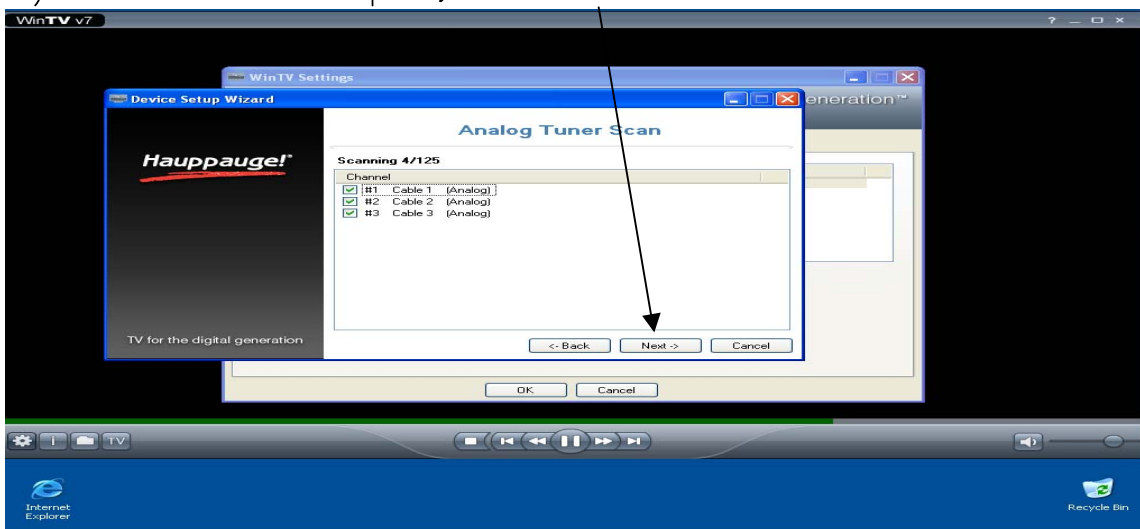


- 8) On the Analog Tuner Set up, Select you Country, Cable and Scan for Channels from the drop down menus. Once complete select Next

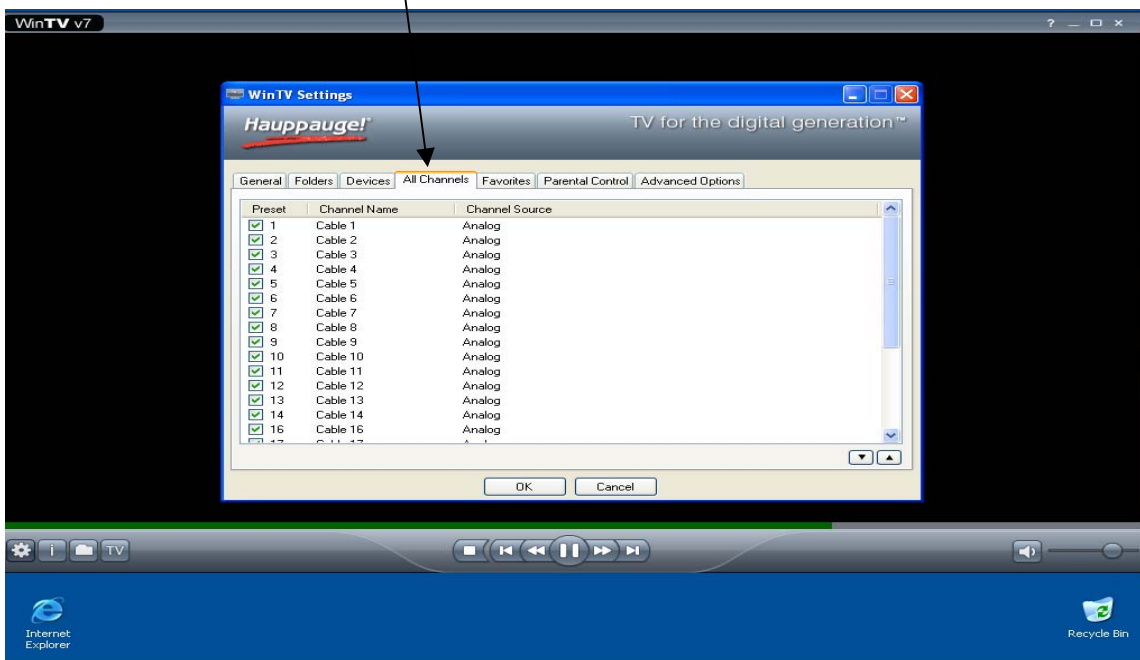


Configuring Input Sources

9) Once the Scan is Complete, Select Next to continue.

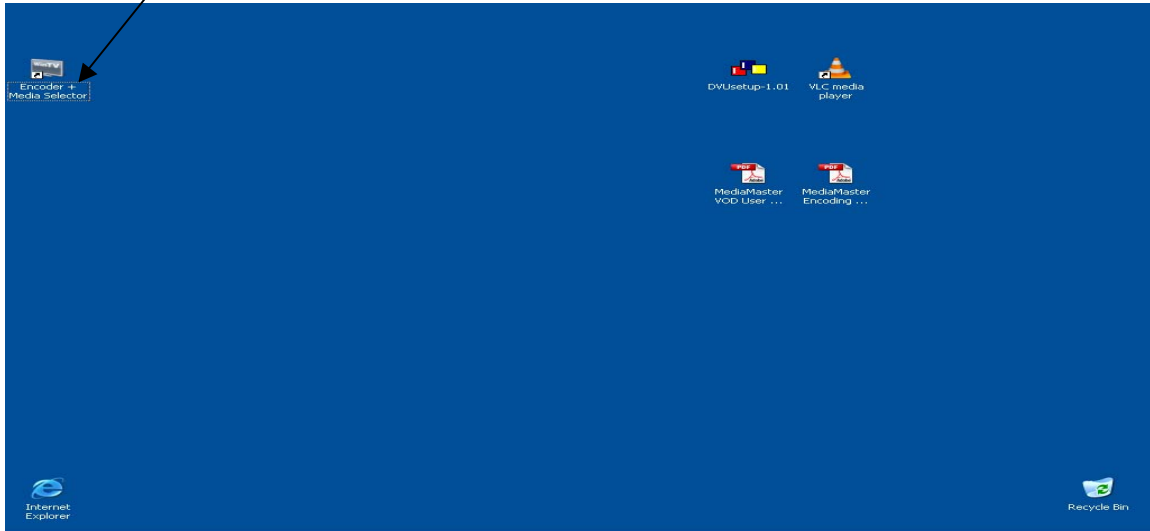


10) Once Auto Scan is complete, close out the Device Wizard.
Then select the All Channels tab to view your available TV Channel Lineup.

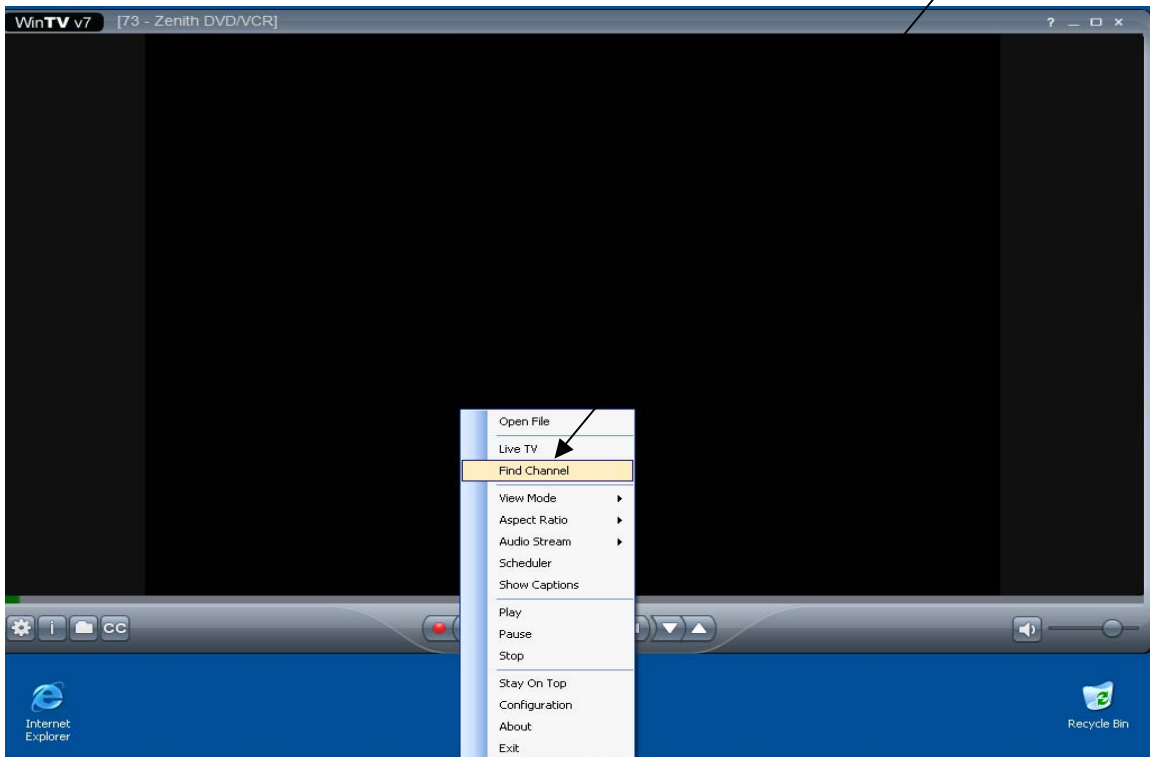


Encoding CATV Broadcasts (Cable TV)

- 1) To begin encoding from your CATV Channel Lineup, Select your Media Selector.

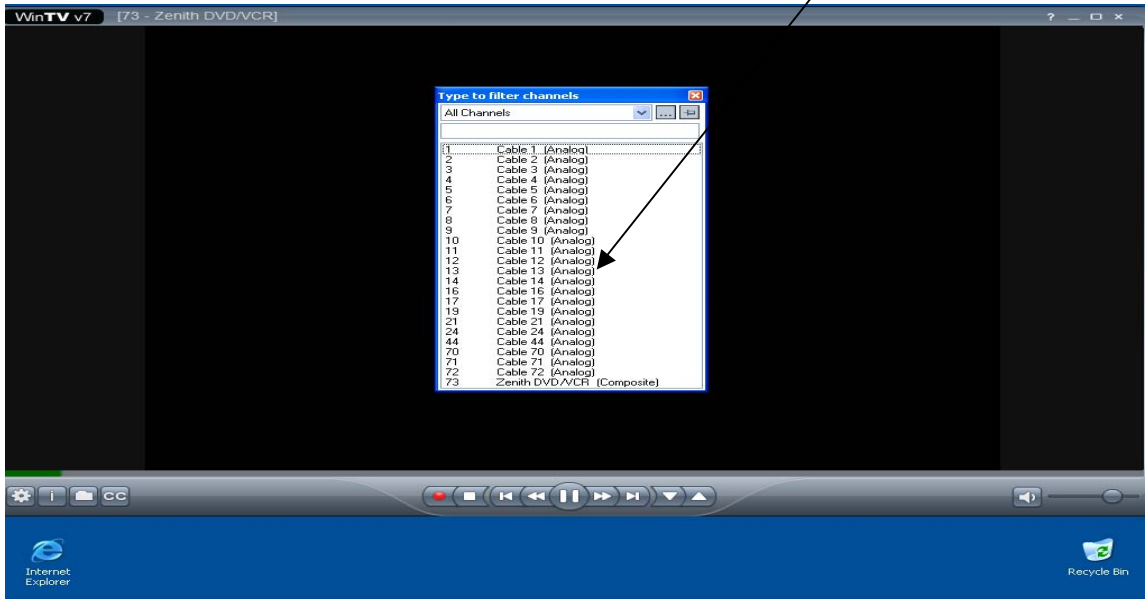


- 2) Once your Media Selector opens, Right click and choose Find Channel.



Encoding CATV Broadcasts (Cable TV)

- 3) From your available CATV Channel List, Highlight desired channel then Left Click. Your Win-TV will tune to that channel.

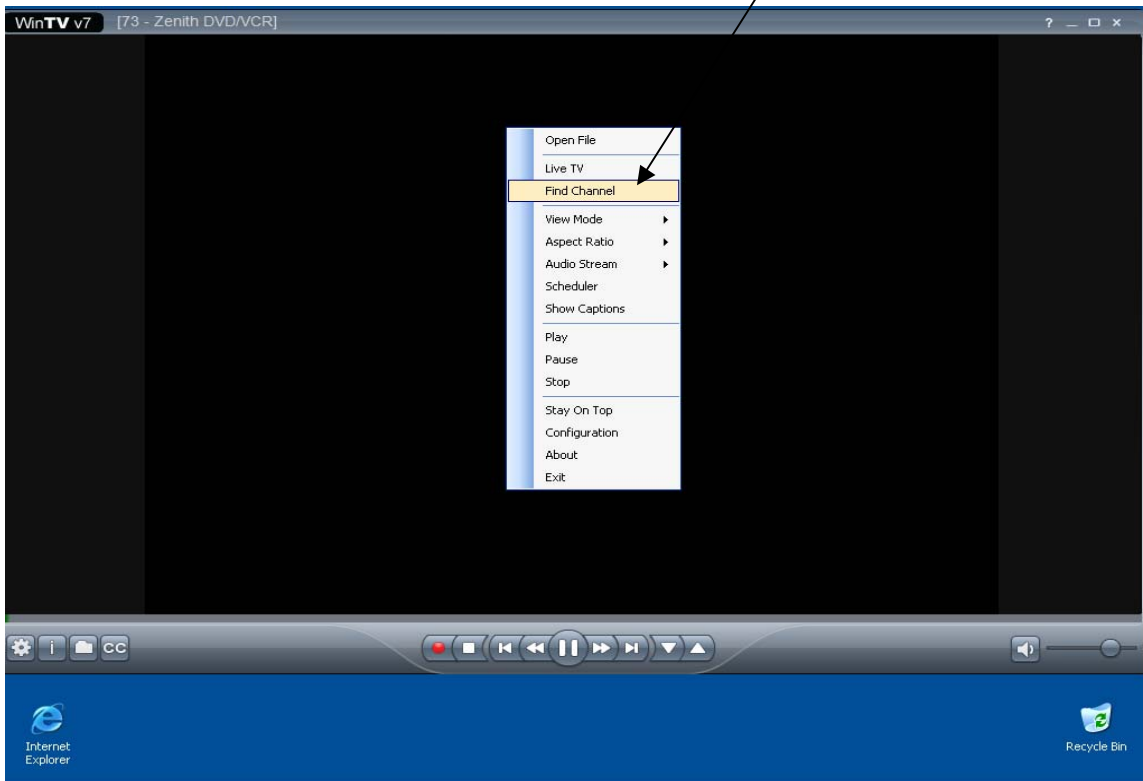


- 4) Once you have selected your channel, begin encoding by selecting the Red Record Button on the control bar.

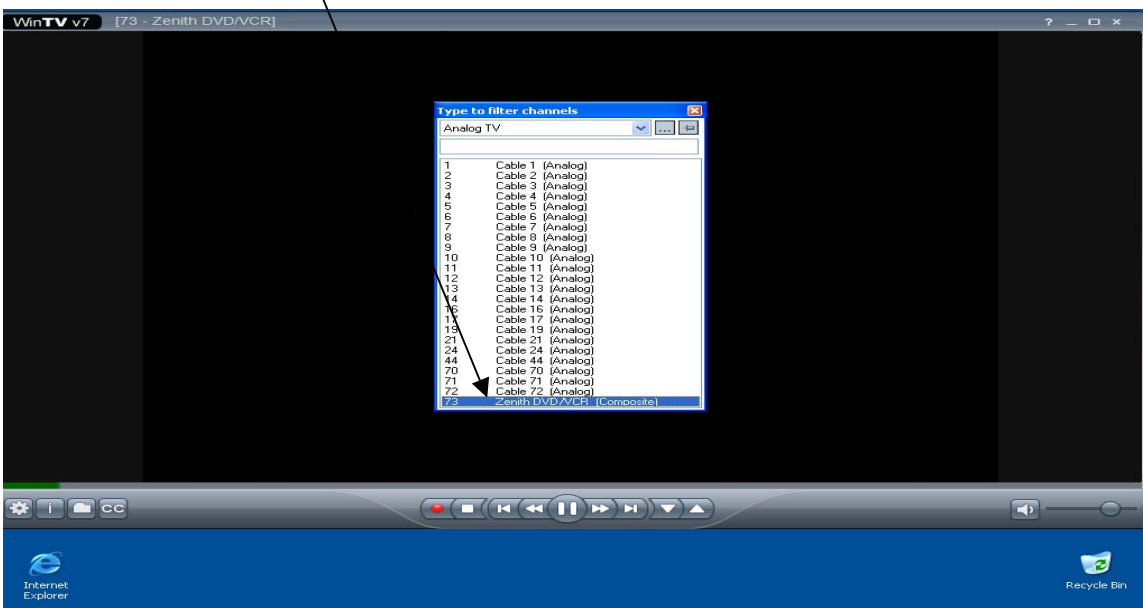


Encoding VHS Tapes & DVDs

1) Right Click on your Win-TV Screen and Select Find Channel.



2) Choose Your Composite Source (Zenith DVD/VCR).

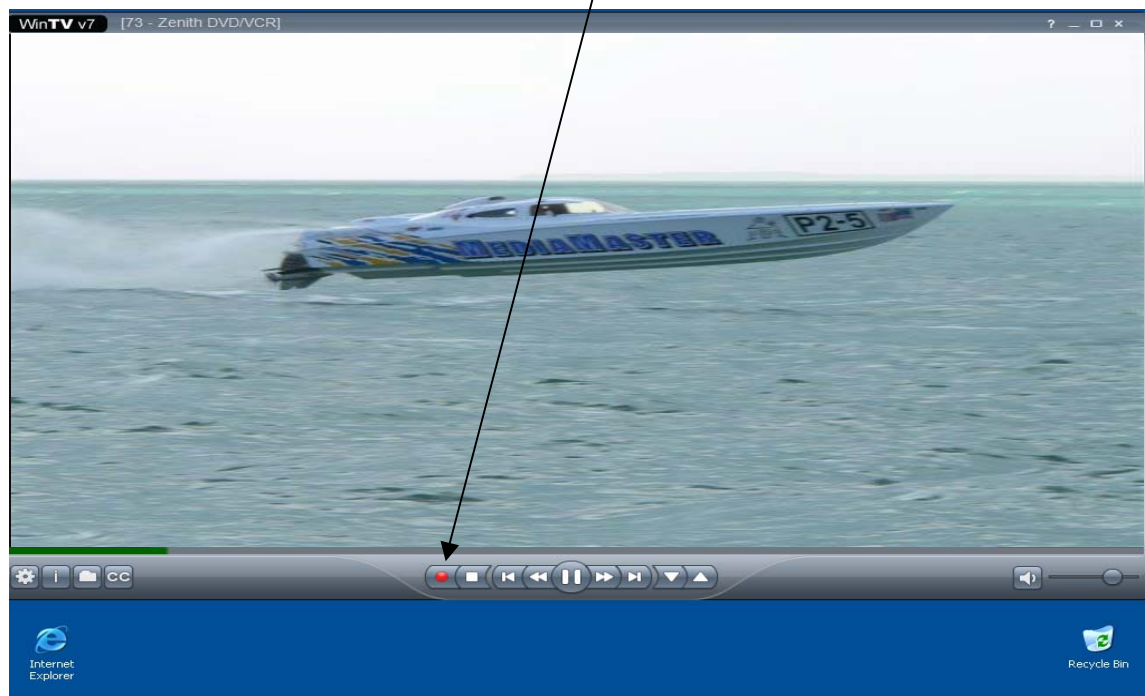


Encoding VHS Tapes & DVDs

3) Manually press the Play Button on your VCR/DVD player.

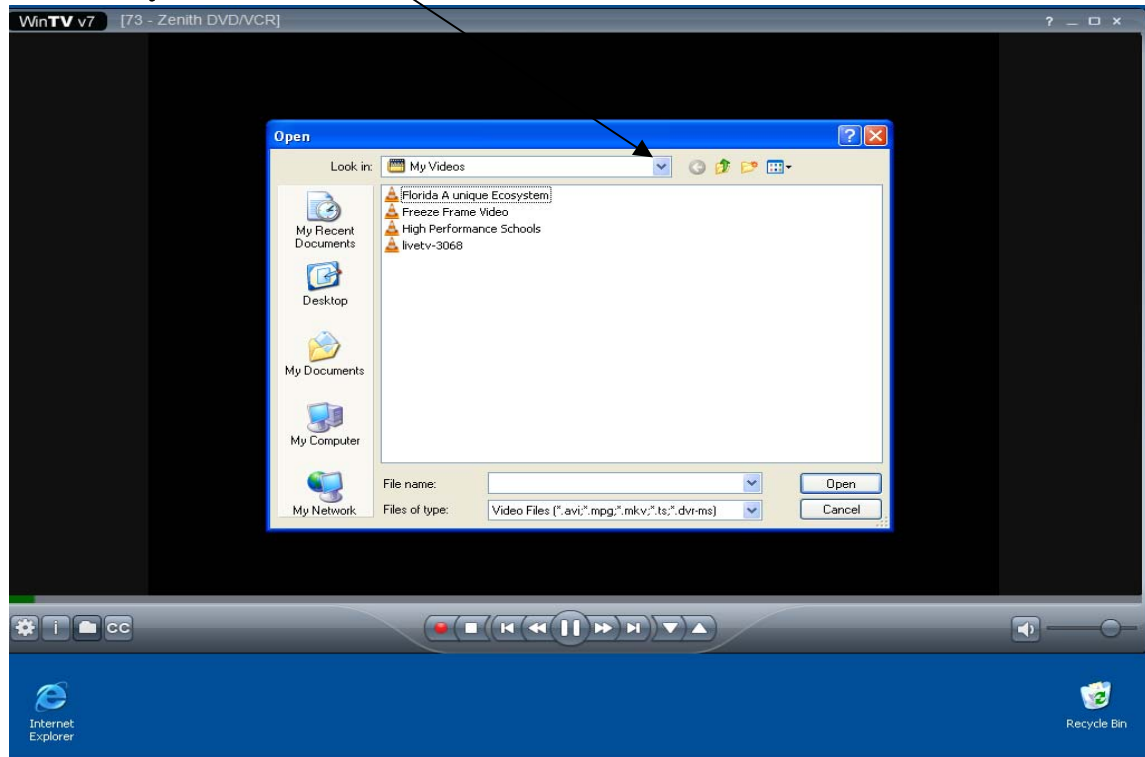


4) To Start Encoding, select the Red Record Button.



Encoding VHS Tapes & DVDs

- 5) Once the selection is finished encoding, it saves the file to C://My Videos Folder.

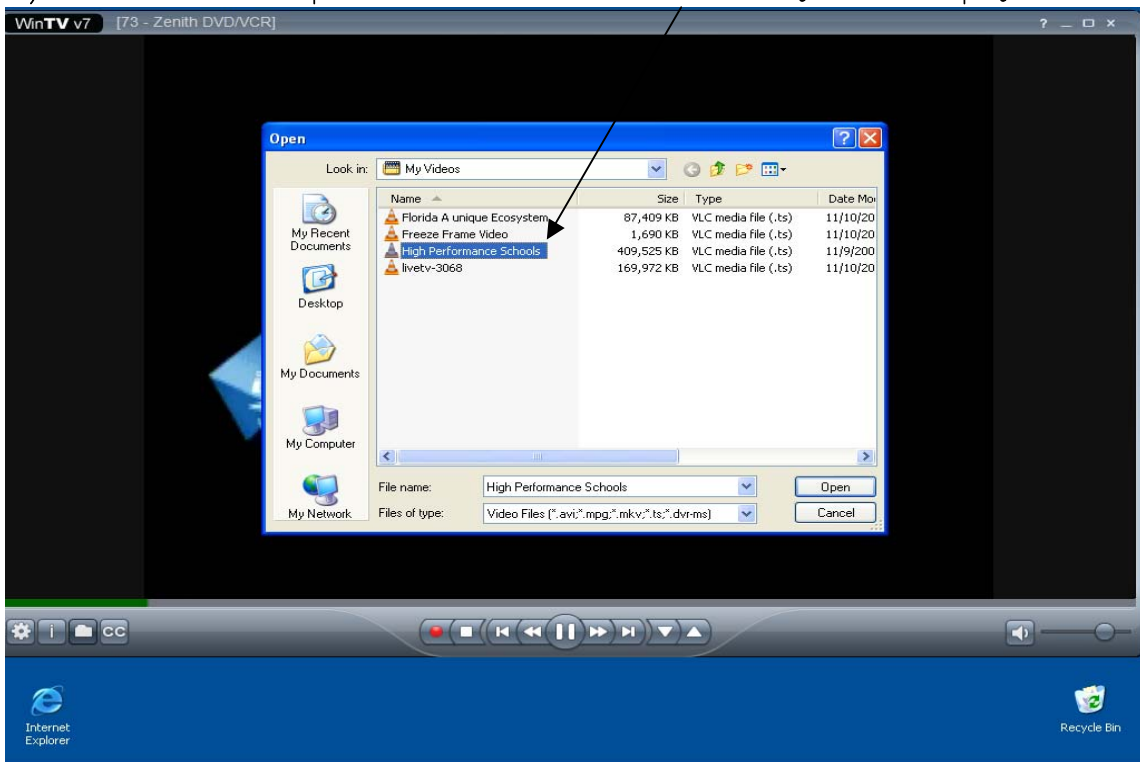


- 6) To view your Encoded File select the Folder icon located on the menu bar.



Encoding VHS Tapes & DVDs

7) Once the folder opens Select the Encoded Video File you wish to play.



8) Your Encoded Video will Play.

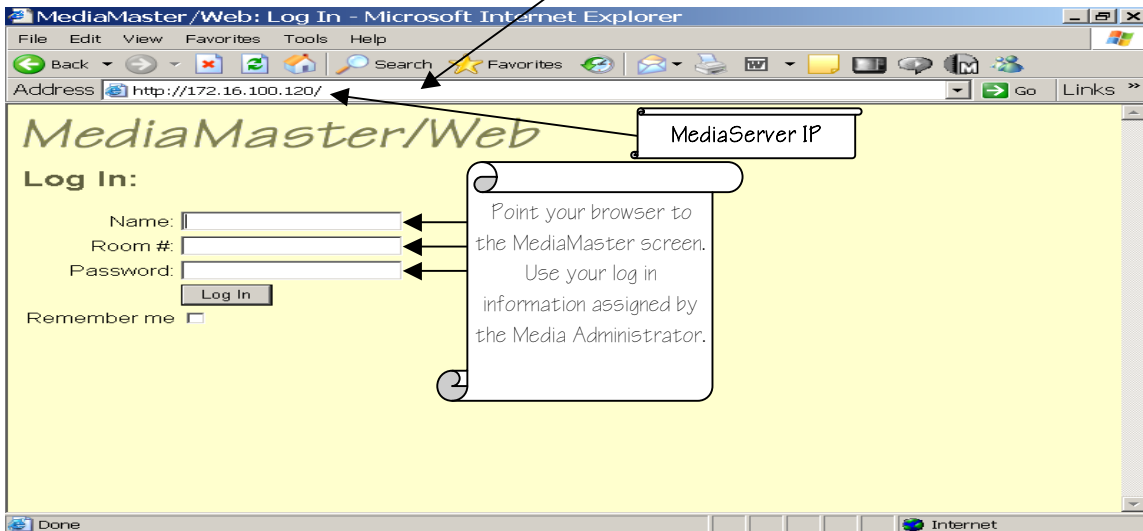


Encoding VHS Tapes & DVDs

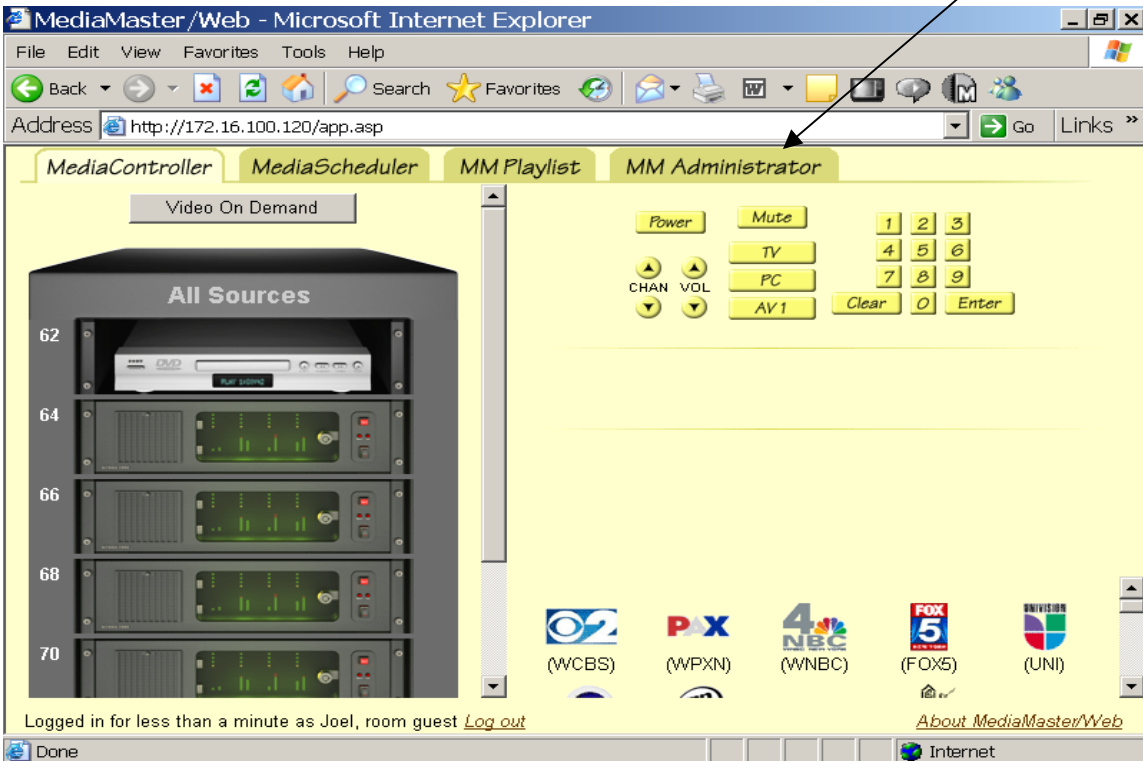
- 10) If you approve the encoding quality, please proceed to next section -
Transferring MPEG Files to the VOD Server.

Transferring MPEG File to the VOD Server

- 1) Open your Internet browser. In the Web Address Bar type the IP Address of the MediaMaster Server. Please save this to your Favorites or create a Shortcut.

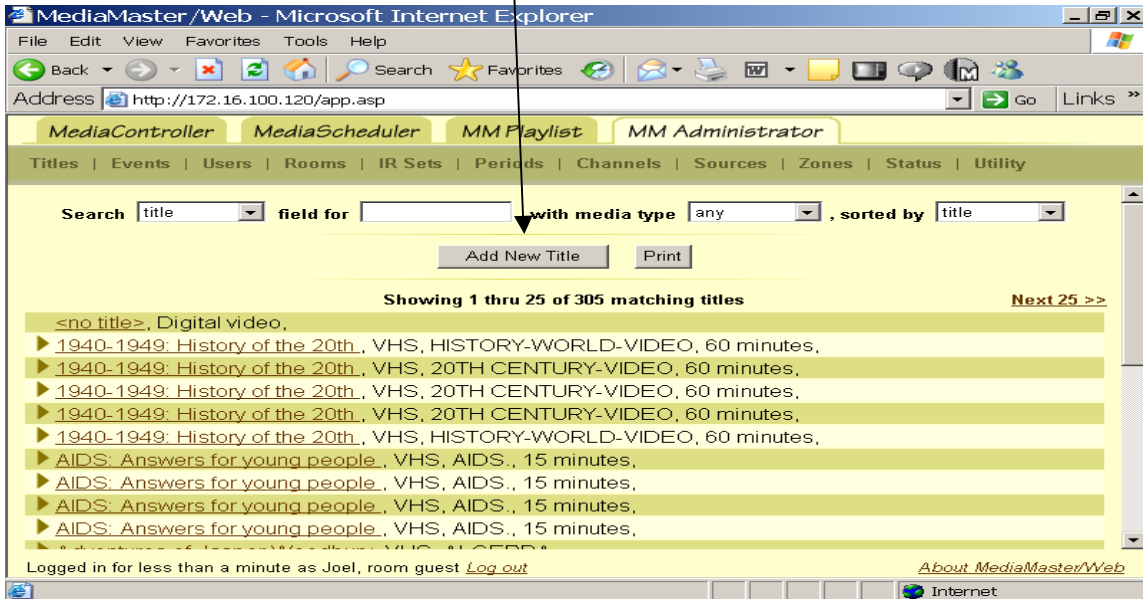


- 2) Once you are logged into MediaMaster please select the MM Administrator Tab.

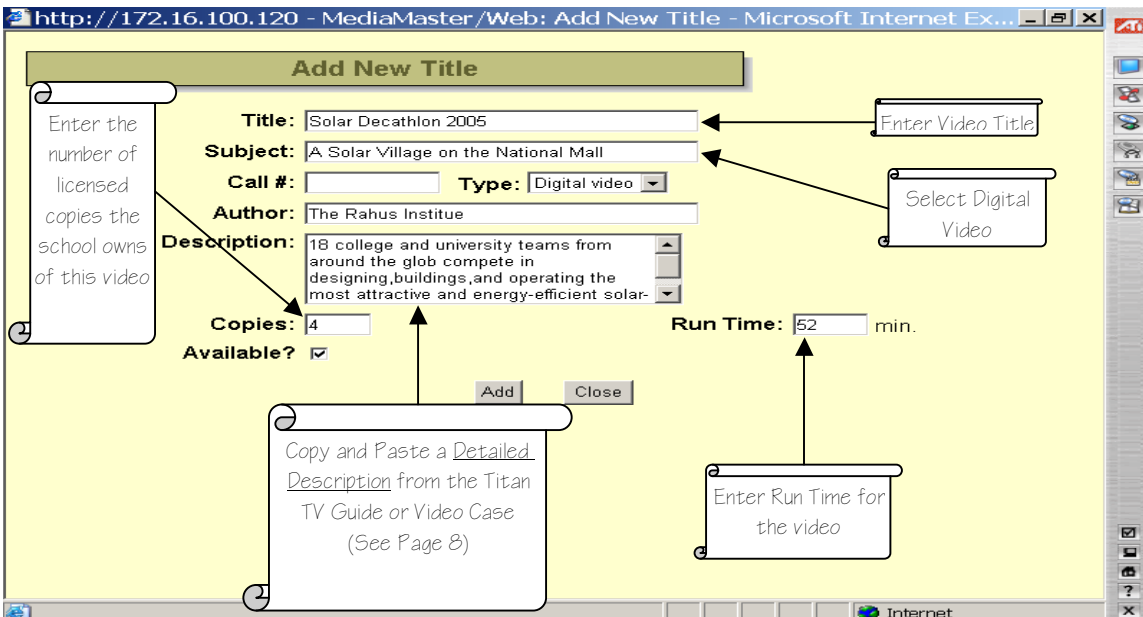


Transferring MPEG File to the VOD Server

3) Select Titles, then select Add New Title



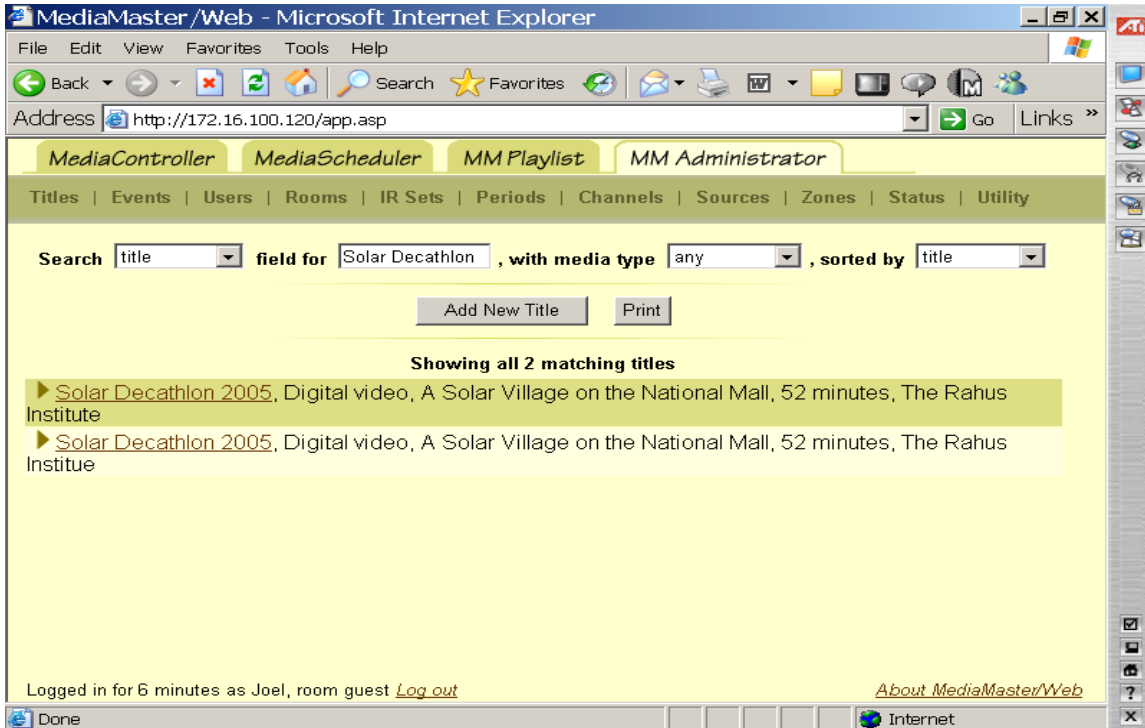
4) Add the Title of the selection including a Subject, Author and Description of video. Change Type to Digital Video. Once all information is complete select Add.



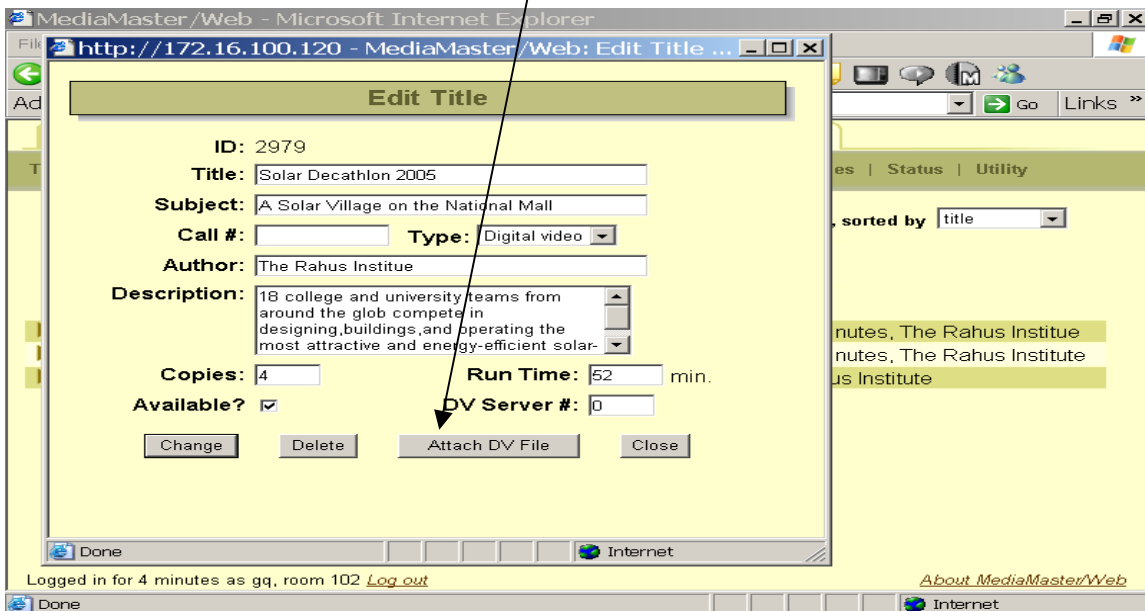
Remember, the better your description the easier for teachers to search.

Transferring MPEG File to the VOD Server

- 5) Once the video is added select the new title you just entered. The Edit Title screen will open.

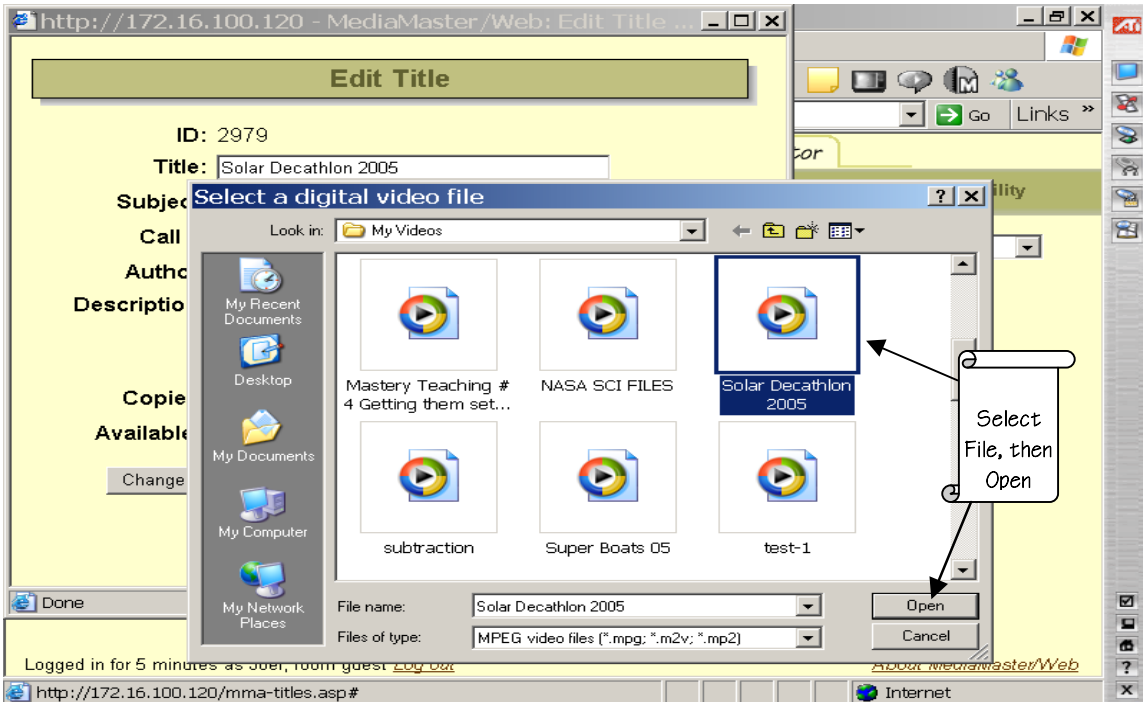


- 6) Once the Edit Title screen is open make sure all your information is entered correctly. Select the Attach DV File.

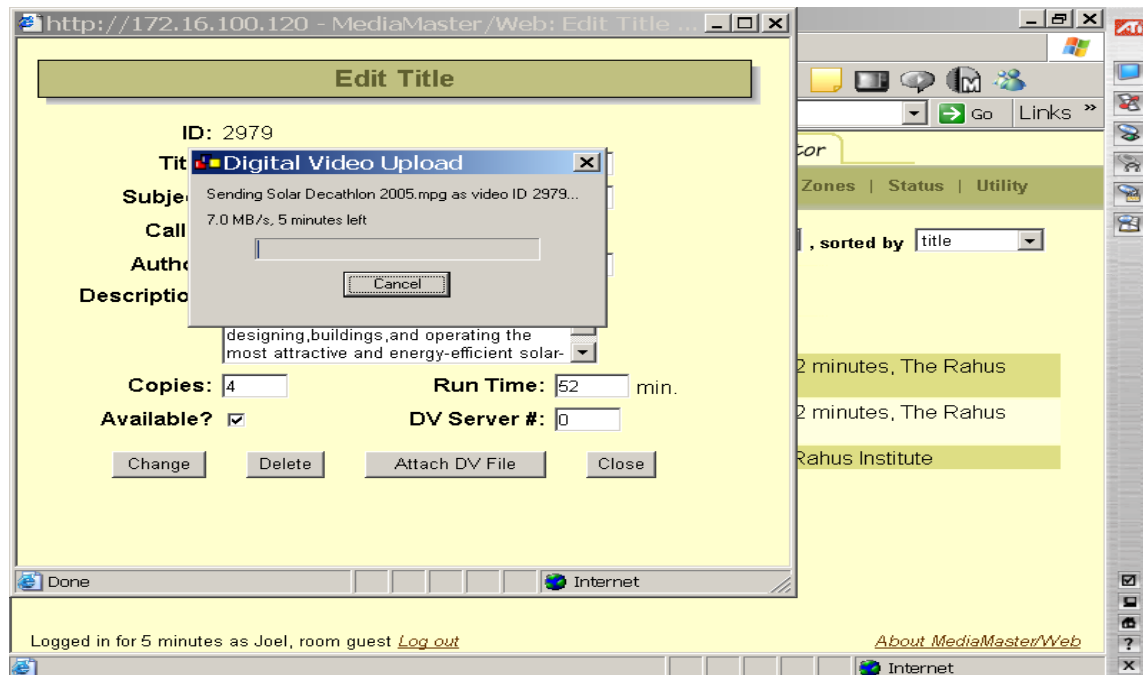


Transferring MPEG File to the VOD Server

7) You then select the digitized Video you just encoded and select Open.

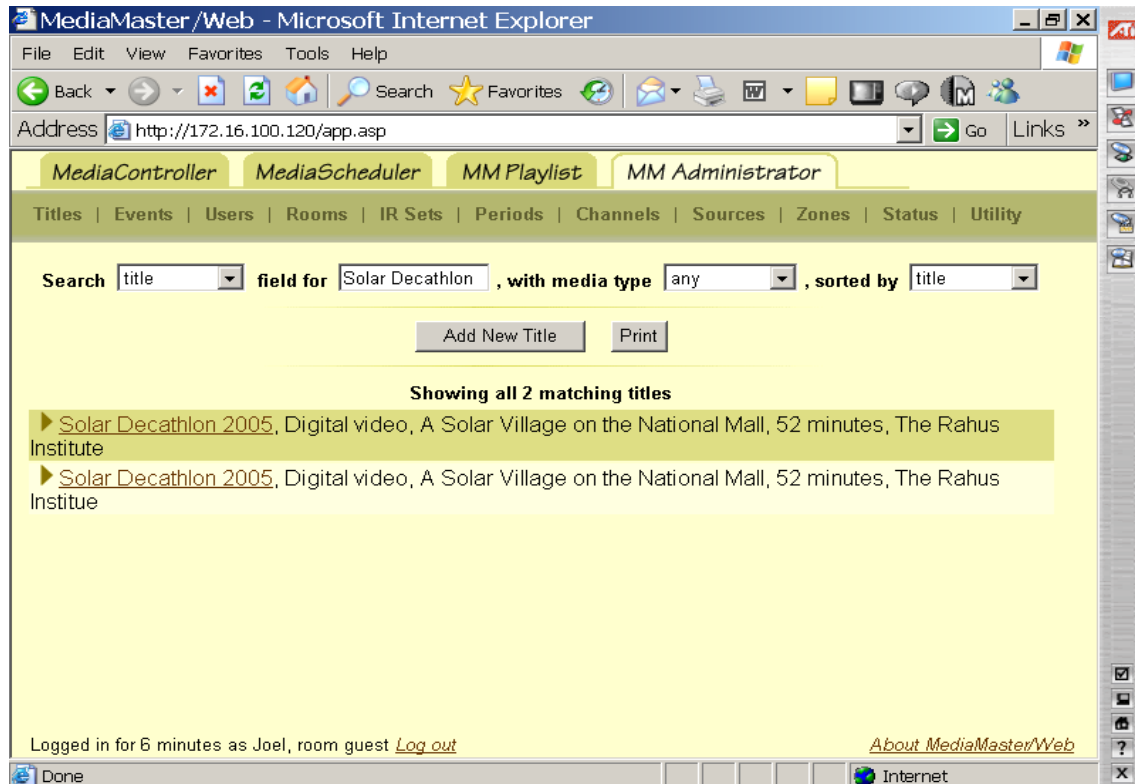


8) After you select open you will see a Digital Video Upload screen pop up.



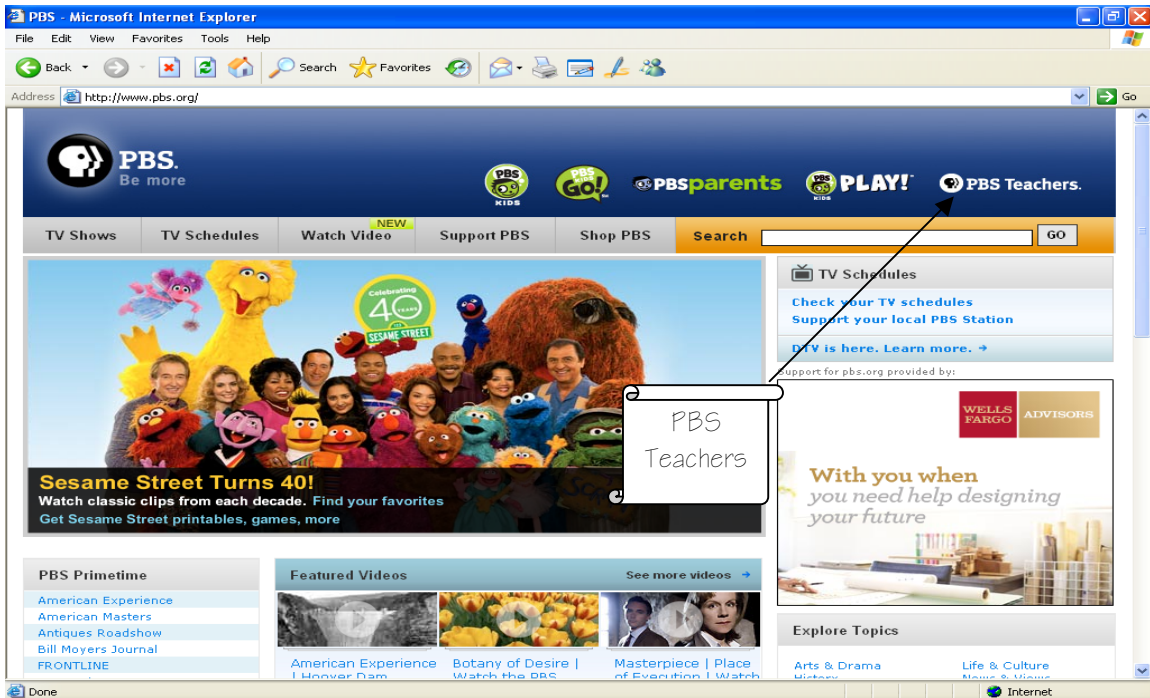
Transferring MPEG File to the VOD Server

- 9) Once the Video is uploaded select Close on the Edit Title Screen.
Congratulations, your video is now in the Media Title Data Base
on the VOD Server!



Free Educational Content From PBS! An Outstanding Resource.

1) Log onto WWW.PBS.ORG, the select PBS Teachers.

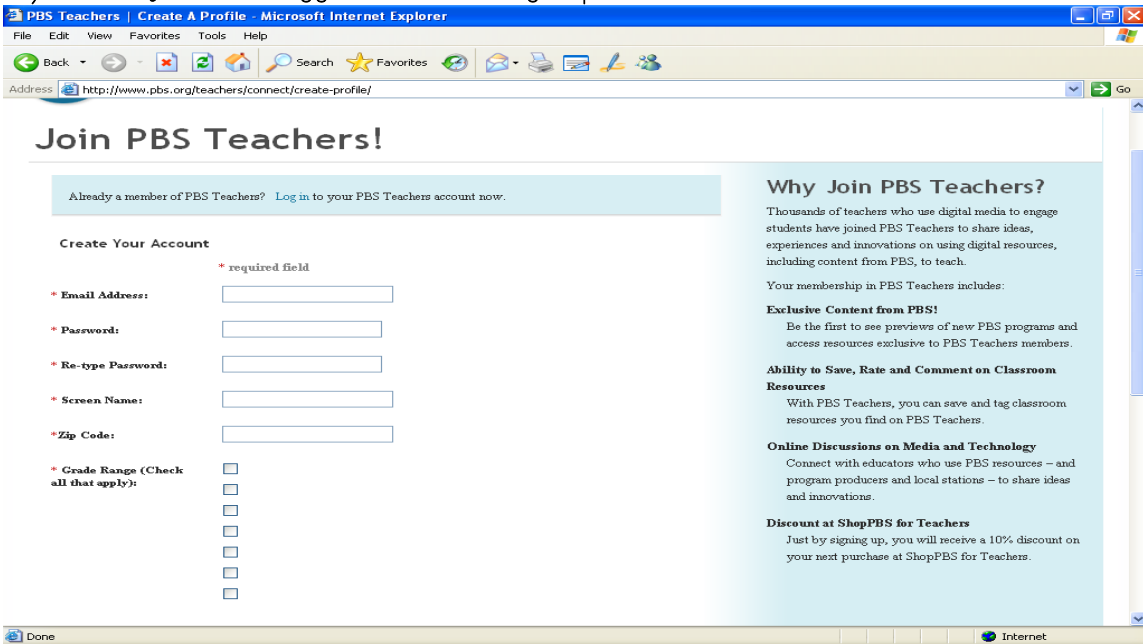


2) Once you are on the PBS Teachers page select the Log In Button at the top

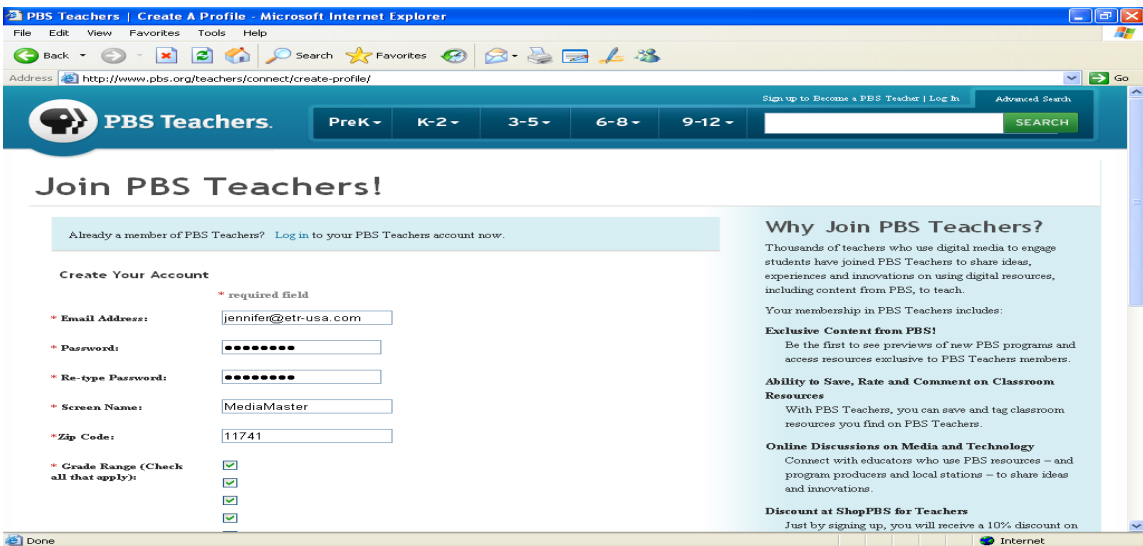


Free Educational Content From PBS! An Outstanding Resource.

3) Once you have logged in select Sign Up.

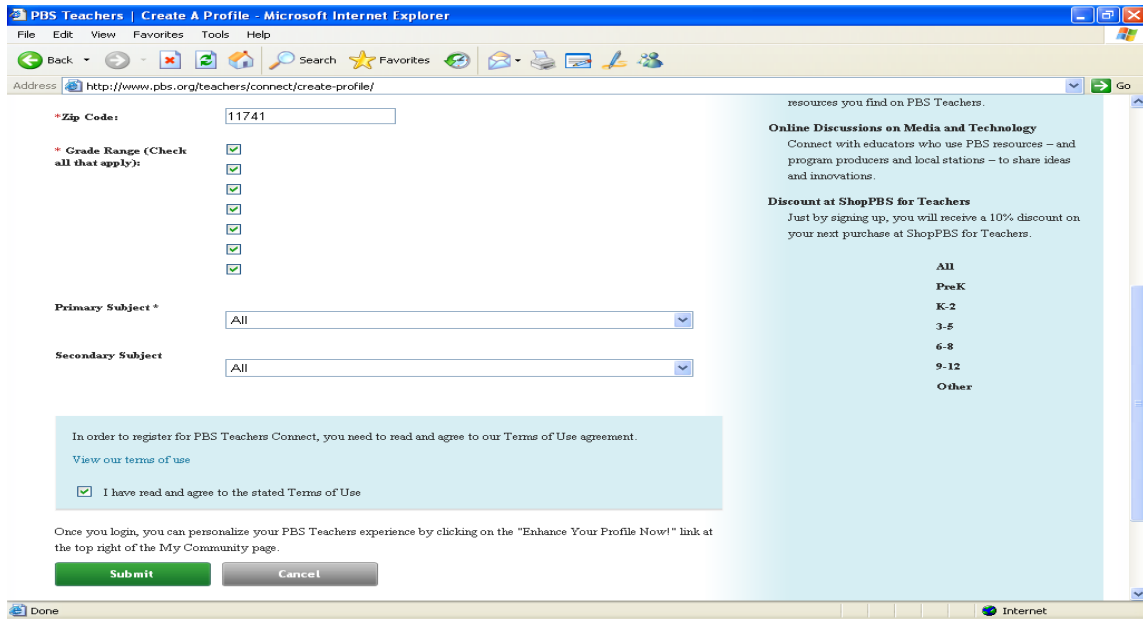


4) Provide your email address and password for your new account.

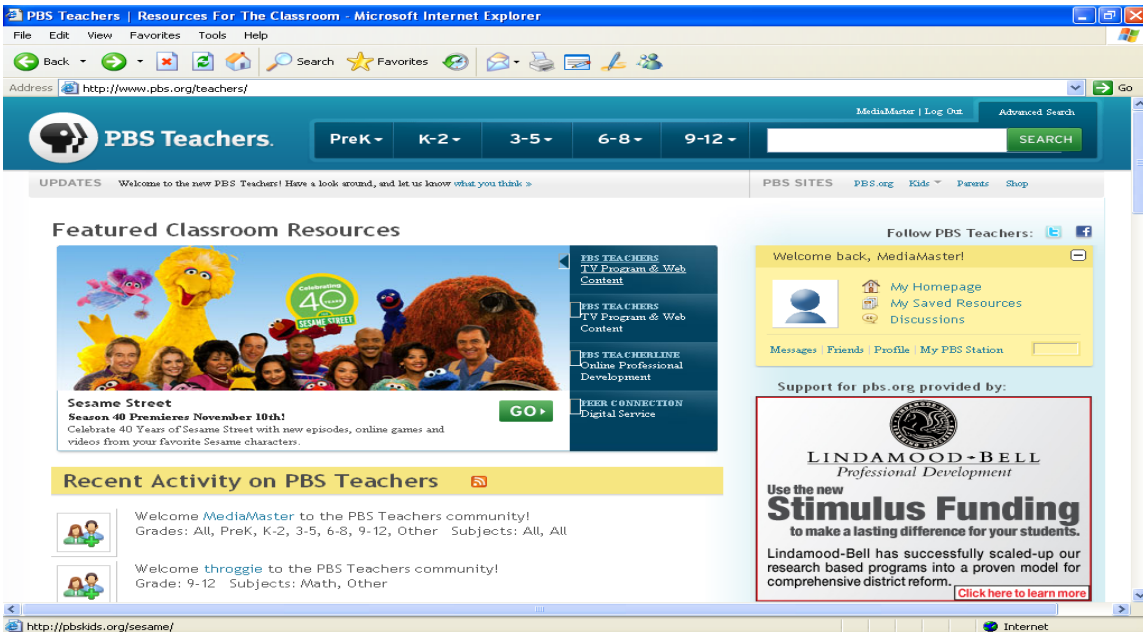


Free Educational Content From PBS! An Outstanding Resource.

5) Provide the zip code of your area to receive the local channel listings



6) Once you complete the information you are now ready to receive PBS Free teacher Previews.



Free Educational Content From PBS! An Outstanding Resource.

- 9) This is a sample letter that you will receive. Select a program and proceed to Encoding Broadcasts from your CATV Provider.

From: <teacherreviews@pbs.org>
To: You
Sent: Friday, June 08, 2007 5:52 AM
Subject: PBS Teacher Previews: June 10 - 16, 2007

PBS Teachers Newsletter: June 10 - 16, 2007

Welcome to the PBS Teachers Newsletter, the weekly newsletter from PBS designed specifically for PreK-12 educators

Save Time! Customize This Newsletter
[Create a profile. http://www.pbs.org/teachers/preferences/](http://www.pbs.org/teachers/preferences/), at PBS Teachers and identify your local PBS station, your subject area, and/or the grade level you teach. This will help us arrange newsletter content so that you see the most relevant information right away. The program times listed below are for PBS's national schedule and may not be accurate for your station. Please check your local station's [TV Schedules. http://www.pbs.org/teachers/tvschedules/](http://www.pbs.org/teachers/tvschedules/), for the most accurate dates and times

PBS IN EDUCATION

Celebration of Teaching and Learning Speeches Now Available Online
K-2 / 3-5 / 6-8 / 9-12
The annual Celebration of Teaching and Learning hosted by Thirteen/WNET and WLIW21 in March gave educators the chance to hear many high-caliber speakers. The speaking roster includes education leaders such as U.S. Secretary of Education Margaret Spellings, Alan November and Mel Levine as well as "Meet & Press" moderator Tim Russert and Sesame Street's Elmo. More than five hours of free video from the conference, which also features a number of other speakers and panel discussions with some of the nation's foremost education experts and producers from public broadcasting, are now online <http://www.thirteencelebration.org>

THE ARTS

Rhythm of My Soul: Kentucky Roots Music
On-Air

Tuesday, June 12, 2007
10 - 11:00 pm
This film tells the story of country, gospel, mountain and bluegrass -- Kentucky roots music. With rare and historic film clips of Bill Monroe, Loretta Lynn and Ricky Skaggs, the film documents the music by featuring the people who live it. (C) Stereo, 10-day fair use

Free Educational Content From PBS! An Outstanding Resource.

HEALTH AND FITNESS

NOVA
Body Needs
Interactive/Online Activity
6-8 / 9-12
Find out what the human body needs to function at its best, and why.

<http://www.pbs.org/wgbh/nova/thin/needs.htm>

Arthur
Supermarket Adventure
Interactive/Online Activity
PreK / K-2
Categorize food items by specific criteria in this interactive game. Help D.W. fill her shopping cart by identifying food with added sugar, that need to be cooked, that are stored in cupboard or that share other sorting attributes:

<http://pbskids.org/arthur/games/supermarket/>

MATH

Mathline
Math in the Park or City
Offline Activity/Project
8-Jun
Apply mathematics to buildings and landmarks around you. Explore patterns and shapes of bricks, calculate the volume and weight of water in a fountain and figure out how to tell the height of a building from the length of its shadow.

<http://www.pbs.org/teachers/mathline/concepts/neighborhoodmath/activity2.shtml>

PBS Parents Guide to Early Math
Tickets Please
Interactive/Online Activity
PreK / K-2
Explore different number combinations that add up to the same number.

http://www.pbs.org/parents/earlymath/grades_games_tickets.htm

Free Educational Content From PBS! An Outstanding Resource.

READING AND LANGUAGE ARTS

Do You Speak American?
Communicative Choices and Linguistic Style
Lesson Plan
####

Investigate how different types of situations encourage the use of particular speech styles, and explore the benefits of abiding by or consequences for violating these norms. Develop an understanding of the relationship between language and culture.

<http://www.pbs.org/speak/education/curriculum/high/style>
The Amazing Colossal Adventures of WordGirl
Writing a Diary Entry in Person
Lesson Plan
K-2 / 3-5

Explore writing "a persona" by creating a diary entry as if you were Captain Huggy Face, telling about a day in his life and how he feels about it

http://pbskids.org/wordgirl/parentsandteachers/pt_lessonplans.html

SCIENCE AND TECH

Nature
Pale Male
On-Air & Online

Sunday, June 10, 2007
8 - 9:00 pm

This program tells the remarkable story of the bold and daring red-tailed hawk that took up residence in the heart of Manhattan in the early 1990s. Defying the odds, he mated and established a family of hawks whose presence remains one of the modern-day wonders of the Big Apple. (CC, Stereo, DVI, 1 year)

Download our screensaver and watch Pale Male swoop across your desktop

<http://www.pbs.org/nature/palemale>

NOVA
Jewel of the Earth
On-Air & Online

Tuesday, June 12, 2007
8 - 9:00 pm

Join host David Attenborough for an exploration of this remarkable time capsule of ancient life preserved in fossilized tree resin or amber. (CC, Stereo, DVI, 1 year)

Download our teacher's guide in which students set sticky traps to collect organisms and then identify and classify the organisms they find

<http://www.pbs.org/nova/jewel>

Free Educational Content From PBS! An Outstanding Resource.

Secrets of the Dead

Killer Flu

On-Air & Online

####

Wednesday, June 13, 2007

8 - 9:00 pm

This program follows scientists, led by Jeffrey Taubenberger who have been seeking to learn where the 1918 flu virus came from and what made it so deadly. (CC, Stereo, 1 year)

Learn the details about the culprit behind the killer flu of 1918 and why it may become a new threat. Explore our interactive "Caught the Flu?" to find out what a virus is and how viral infections can be so easily spread.

http://www.pbs.org/wnet/secrets/case_killerflu

NOVA scienceNOW

Online

####

NOVA would love your feedback. Please take our online survey and answer a few questions about your work as a science educator and about the series NOVA scienceNOW

<http://www.zoomeang.com/recipient/survey-intro.zqi?p=WEB226GS39VXF>

SOCIAL STUDIES

America at a Crossroads

Kansas to Kandahar

On-Air & Online

####

Monday, June 11, 2007

9 - 10:30 pm

This film explores the experiences and emotions of a Chinook helicopter unit from suburban Kansas City in their one-year deployment as they first serve in Pakistan -- providing humanitarian relief following the devastating 2005 earthquake and then as they travel to the war zone in Afghanistan. (CC, Stereo, DVI, in perpetuity)

Explore the events that shaped the modern middle-east using our online interactive timeline map.

<http://www.pbs.org/crossroads>

Frontline

The Lost Year in Iraq

On-Air & Online

####

Tuesday, June 12, 2007

9 - 10:00 pm

In the aftermath of Saddam Hussein's fall, a group of Americans, led by Ambassador L. Paul Bremer III, set off to Baghdad to build a new nation. One year later, they left behind lawlessness, insurgency, economic collapse, death and destruction. This program follows the early efforts of this group -- and how along the way they became hardened to the realities of post-war Iraq. (CC, Stereo, DVI, 1 year)
Download our lesson plan in which students analyze a series of political cartoons about Paul Bremer and the reconstruction of Iraq.

<http://www.pbs.org/wqhb/pages/frontline/yeariniraq>

Free Educational Content From PBS! An Outstanding Resource.

State Legislature

On-Air

####

Wednesday, June 13, 2007

9:00 pm - 12:45 am

This film by Fred Wiseman reveals the inner workings of the Idaho State Legislature. Tune in for a look at how this western state with a relatively small population raises and allocates funds and determines policies for the police, prisons, courts, schools, welfare system and all other services the state provides for its citizens. (CC, Stereo, 1 year)

NOW

On-Air & Online

####

Friday, June 15, 2007

8:30 - 9:00 pm

Through documentary segments and interviews with origin thinkers, "NOW" goes beyond the noisy churn of the news cycle and gives you the context to explore your relationship with the larger world. (CC, Stereo, 1 year)

Tell us what you think in our online weekly poll; how worried are you about a disease outbreak or other public health emergency?

<http://www.pbs.org/now>

Bill Moyers Journal

On-Air & Online

####

Friday, June 15, 2007

9 - 10:00 pm

This weekly public affairs series features interviews and new analysis on a wide range of subjects, including politics, art and culture, the media, the economy and issues facing democracy. (CC, Stereo, 1 year)

Joan Claybrook, president of Public Citizen, asks you to share your thoughts about the corrupting influence of big-money congressional lobbyists

<http://www.pbs.org/moyers>

Online NewsHour EXTRA

President Pressures Sudan with Sanctions:

Online

6-8 / 9-12

Demanding that Sudan stop the genocide in the troubled Darfur region, President Bush rolled out new sanctions against the African country.

http://www.pbs.org/newshour/extra/features/jan-june07/sudan_5-31.htm

WHYY

Radio Times on TV with Marty Moss-Coane

WHYY-FM's "Radio Times," one of the most respected weekend interview programs on regional radio, is now a television program -- "Radio Times on TV with Marty Moss-Coane." You can listen to the show online at the companion Web site

<http://www.whyy.org/tv12/radiotimestv.htm>

Free Educational Content From PBS! An Outstanding Resource.

PBS BLOGS

Media Infusion
Mathematical Problem Solving: A Journey toward Meaning
Online
K-2 / 3-5 / 6-8 / 9-12

Elementary school math teacher Cindy Newton offers up numerous multimedia resources that will help students go beyond simple memorization and understand the real-world applications of math.

<http://www.pbs.org/teachers/mediainfusion>

Learning.now with Andy Carvii
Olivia's Letters
Online
3-5 / 6-8 / 9-12

News coverage about a middle school student victimized by online and offline bullying has prompted a grassroots solidarity campaign. She's received over 1,400 letters of support so far and it's serving as a teachable moment that every school should ignore.

http://www.pbs.org/teachers/learning.now/2007/06/olivias_letters_1.htm

PBS PARENTS

What are Teens and Tweens Doing Online?
Online
PreK / K-2

Anastasia Goldstein, author of "Totally Wired: What Teens and Tweens are REALLY Doing Online" is taking your questions on their online habits of tweens and teens.

<http://www.pbs.org/parents/experts>

Sign up to receive PBS Teachers Newsletter, the PBS weekly online newsletter for educators

via e-mail at <http://www.pbs.org/teachers/preference>

If you would like to be removed from the PBS Teachers Newsletter mailing list, please visit your profile

[area on PBS Teachers. http://www.pbs.org/teachers/preferences/](http://www.pbs.org/teachers/preferences/) or send an e-mail to

teacherpreviews@pbs.org and in the body of the message type "unsubscribe" (without quotes)

We hope you enjoy PBS Teachers Newsletter and PBS Online. Please let us know what you

[think by sending e-mail to teachers@pbs.org](mailto:think_by_sending_email_to_teachers@pbs.org). As always, thanks for

supporting PBS.

Reproduction of PBS Teacher Previews is permitted with proper credit given to PBS Online

Copyright 2007 PBS Online